

www.OPCOM.ro



MONTHLY MARKET REPORT



February 2007



SEP	DEC	NOV	OK
9450	9450	9443	9426
9390	9400	9385	9385
9300	9300	9285	9285
94300	9440	9430	9440
94400	9440	94300	9440
94530	9440	94300	9440
1.40	1.27	1.47	



February 2007 - Relevant Data

- Number of registered participants on Day Ahead Market: 95
- Average number of active market participants: 51 per day
- Maximum number of active market participants: 54 per day
- Average price: 45.68 EURO/MWh
- Total traded volume: 319,476.878 MWh
- Average traded volume: 475.412 MWh/h
- DAM quota of net forecasted consumption: 7.25%
- Value of transactions: 15,219,948.83 EURO

For more information about the Power Market results of February 2007, the reader is referred to OPCOM website www.opcom.ro

Day Ahead Market (DAM)		February 2007	
Average Price ¹ [euro/MWh]	Average Volume [MWh/h]	Market Share ² [%]	
45.68 ▼ -1.43	475.412 ▼ -27.882	7.25 ▼ -0.65	

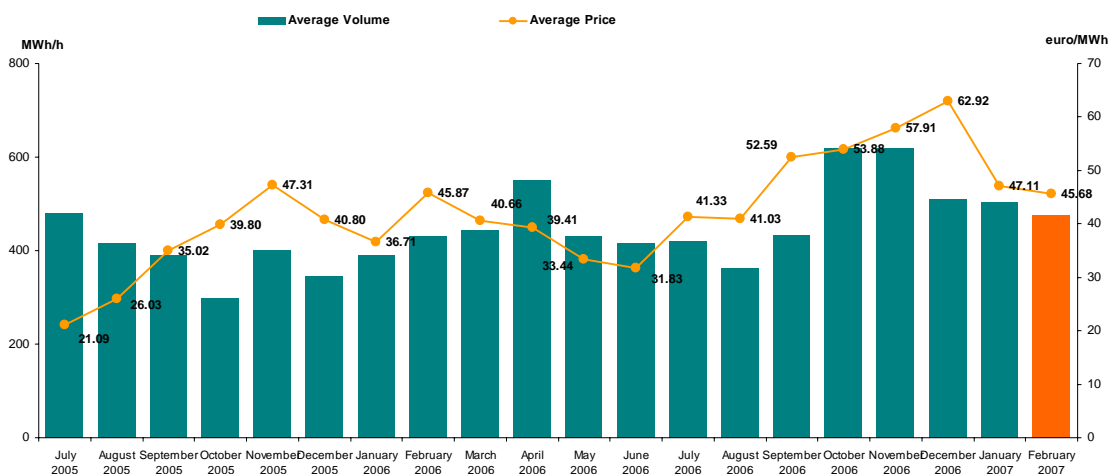


Figure 1: Average Price and Volume Evolution

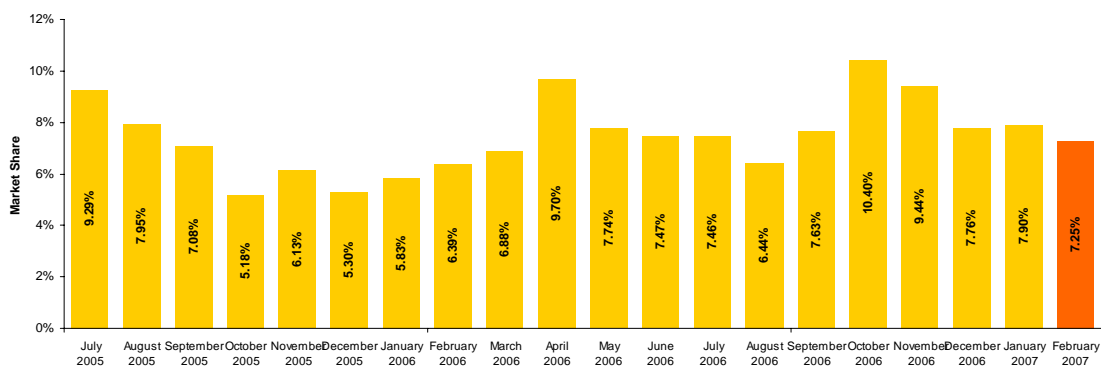


Figure 2: Market Share Evolution

¹ Arithmetic Mean of MCPs corresponding all hourly intervals of February.

² Market share of quantities traded in DAM during February from forecasted domestic consumption.

Centralized Market for Bilateral Contracts (CMBC)		February 2007	
Number of Concluded Contracts		Traded quantity ³ [MWh]	
38	▲ +36	1,765,920	▲ +1,678,320

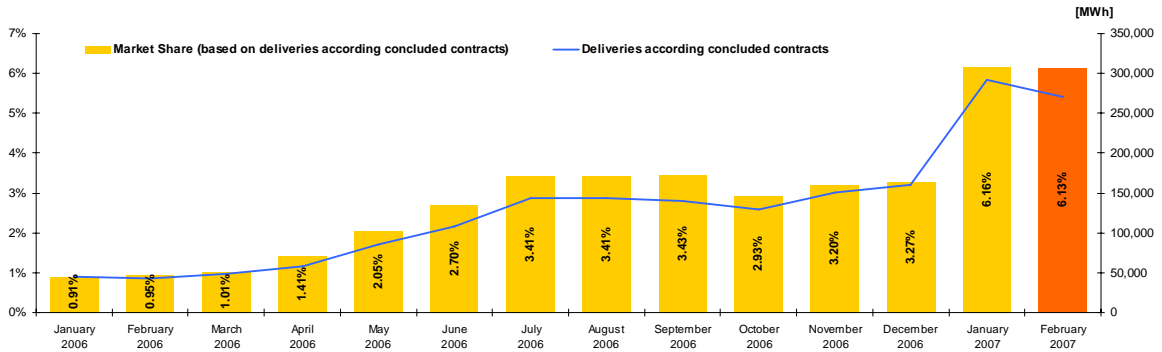


Figure 3: Electricity Deliveries according to Contracts Concluded by Public Auction (MWh and %⁴)

Centralized Market for Green Certificates (CMGC)		February 2007	
Price [euro/certificate]		Number of Green Certificates	
42	■ 0	1,453	▼ -17,088

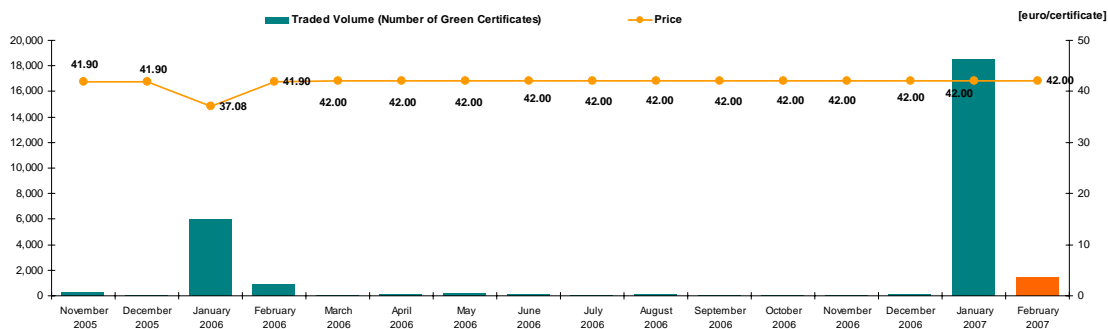


Figure 4: Price and Number of Traded Green Certificates Evolution

³ Volumes traded in CMBC during February.

⁴ Values calculated dividing deliveries by forecasted domestic consumption.



**"earning every Day-Ahead
your trust"**

16-18 Hristo Botev Blvd., Bucharest - 3, ROMANIA - 030236
Phone: +40 (21) 3071 450; Fax: +40 (21) 3071 400
<http://www.opcom.ro>