

www.OPCOM.ro



MONTHLY MARKET REPORT



April 2007



April 2007 - Relevant Data

- Number of registered participants on Day Ahead Market: **95**
- Average number of active market participants: **50** per day
- Maximum number of active market participants: **54** per day
- Average price: **38.95** EURO/MWh
- Total traded volume: **374,426.000** MWh
- Average traded volume: **520.036** MWh/h
- DAM quota of net forecasted consumption: **9.30** %
- Value of transactions: **14,893,752.36** EURO

For delivery day 09 April 2007, it has registered the following record-value, valid for this year:

- DAM quota of net forecasted consumption: **11.58** %

For more information about the Power Market results of April 2007, the reader is referred to OPCOM website www.opcom.ro

| Day Ahead Market (DAM) | | April 2007 | |
|---------------------------------------|------------------------|-------------------------------|--|
| Average Price ¹ [euro/MWh] | Average Volume [MWh/h] | Market Share ² [%] | |
| 38.95 ▼ -3.53 | 520.036 ▼ -36.828 | 9.30 | |

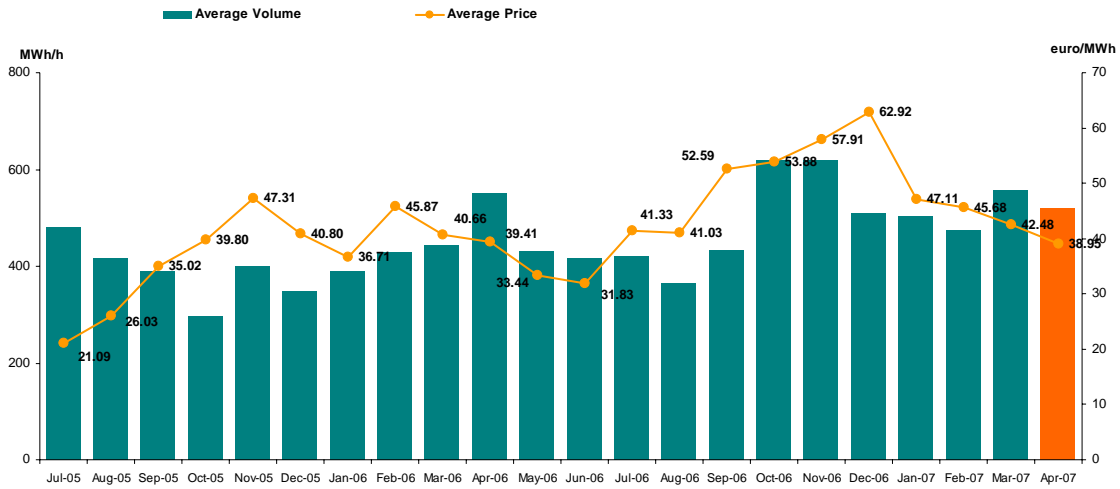


Figure 1: Average Price and Volume Evolution

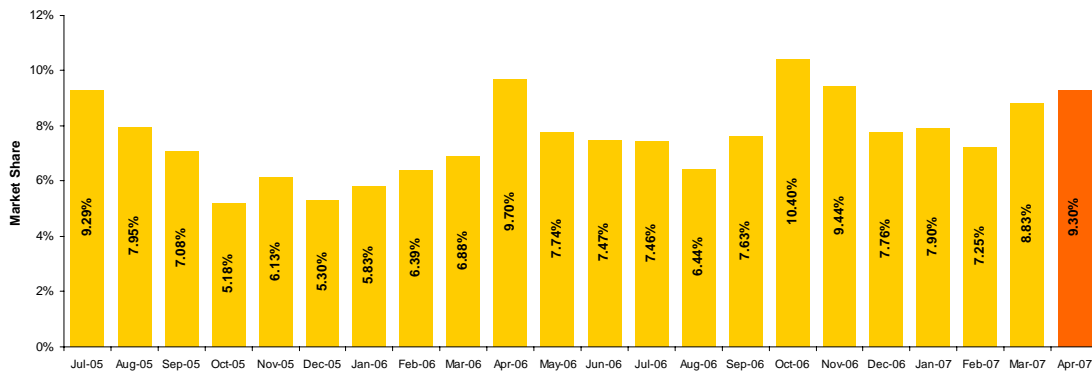


Figure 2: Market Share³ Evolution

¹ Arithmetic Mean of MCPs corresponding all hourly intervals of April 2007.

² Market share of quantities traded in DAM during April 2007 from forecasted domestic consumption.

³ Excepting April 2007, these are the values calculated dividing trades on DAM by real consumption.

| Centralized Market for Bilateral Contracts (CMBC) | | April 2007 | |
|---|-------|------------------------------------|------------|
| Number of Concluded Contracts | | Traded quantity ⁴ [MWh] | |
| 11 | ▼ -22 | 697,440 | ▼ -805,200 |

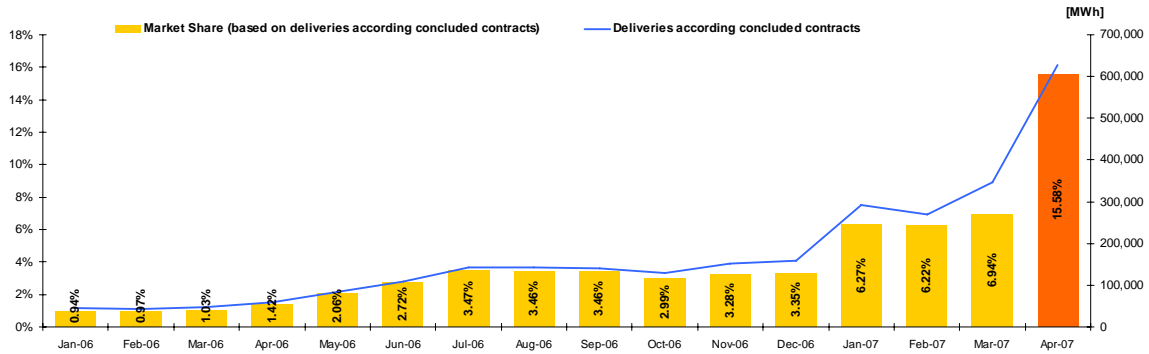


Figure 3: Electricity Deliveries according to Contracts Concluded by Public Auction (MWh and %⁵)

| Centralized Market for Green Certificates (CMGC) | | April 2007 | |
|--|-----|------------------------------|--------|
| Price [euro/certificate] | | Number of Green Certificates | |
| 42 | ■ 0 | 308 | ▼ -273 |



Figure 4: Price and Number of Traded Green Certificates Evolution

⁴ Volumes traded in CMBC during April 2007.

⁵ Excepting April 2007, these are the values calculated dividing deliveries by real consumption. For April 2007, the forecasted domestic consumption was taken into consideration.



**"earning every Day-Ahead
your trust"**

16-18 Hristo Botev Blvd., Bucharest - 3, ROMANIA - 030236
Phone: +40 (21) 3071 450; Fax: +40 (21) 3071 400
<http://www.opcom.ro>