

[www.opcom.ro](http://www.opcom.ro)



**opcom**

"earning every Day-Ahead  
your trust"

## MONTHLY MARKET REPORT



**April 2008**



### ***Spot Market Relevant figures for April, 2008:***

Number of registered participants on Day Ahead Market: **99**  
 Number of active market participants [participants/month]: **59**  
 Maximum number of active market participants [participants/day]: **52**  
 Average price [euros/MWh]: **38.54**  
 Total traded volume [MWh]: **413,599.771**  
 Average traded volume [MWh/h]: **574.444**  
 DAM quota from net forecasted consumption [%]: **9.40**  
 Value of transactions [euros]: **17,442,430.18**

### ***Spot Market Figures – Monthly Variation:***

Period	Total Traded Volume [MWh]	Average Traded Volume [MWh/h]	DAM Quota [%]	Average Price [euros/MWh]	Value of Transactions [euros]
April, 2007	374,426.000	520.036	9.30%	38.95	14,893,752.36
April, 2008	413,599.771	574.444	9.40%	38.54	17,442,430.18
Variation	▲ +10.46%	▲ +10.46%	▲ +1.03%	▼ -1.04%	▲ +17.11%

Period	Total Traded Volume [MWh]	Average Traded Volume [MWh/h]	DAM Quota [%]	Average Price [euros/MWh]	Value of Transactions [euros]
March, 2008	445,388.283	599.446	9.24%	40.36	18,227,434.17
April, 2008	413,599.771	574.444	9.40%	38.54	17,442,430.18
Variation	▼ -7.14%	▼ -4.17%	▲ +1.74%	▼ -4.50%	▼ -4.31%

***CMBC Relevant figures for April, 2008:***

Number of registered participants on Centralized Market for Bilateral Contracts: **88**

Traded electricity volume [MWh]: **51,257**

Bilateral Contracts with Delivery in April:

- Number: **70**
- Electricity Volume [MWh]: **704,799**
- Market Share [%]: **17.54**
- Avg. (arithmetic mean) Price [euros/MWh]: **46.70**
- Avg. (weighted mean) Price [euros/MWh]: **47.30**
- Value [mil. euros]: **33.34**

***GCM Relevant figures for April, 2008:***

Number of registered participants on Centralized Market for Green Certificates: **83**

Green Certificates:

- Number: **9,021**
- Price [euros/certificate]: **42**

The number of green certificates traded centralized represents 54% from the number of green certificates issued for 2008 up to the present.

For more information about the Power Market results of ***April 2008***, the reader is referred to OPCOM website:

[www.opcom.ro](http://www.opcom.ro)

Day Ahead Market Prices (DAM)		April 2008	
Average Price <sup>1</sup> [euros/MWh]	Average Price for Day <sup>2</sup> [euros/MWh]	Average Price for Night <sup>3</sup> [euros/MWh]	
38.54 ▼ -4.50%	42.06 ▼ -7.98%	31.51 ▲ +6.30%	

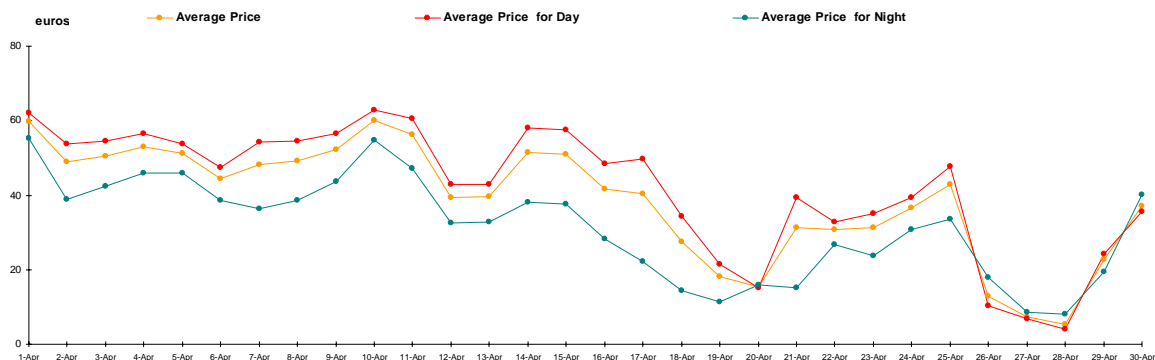


Figure 1: Daily Prices Development

Day Ahead Market Volumes (DAM)		April 2008	
Average Volume [MWh/h]	Market Share <sup>4</sup> [%]		
574.444 ▼ -4.17%	9.40		

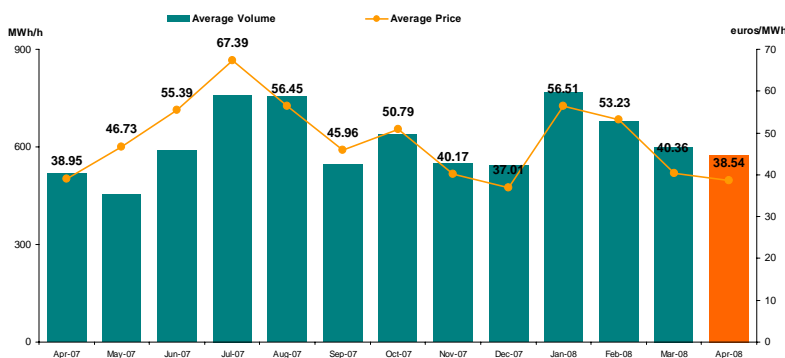


Figure 2: Average Price and Volume Development

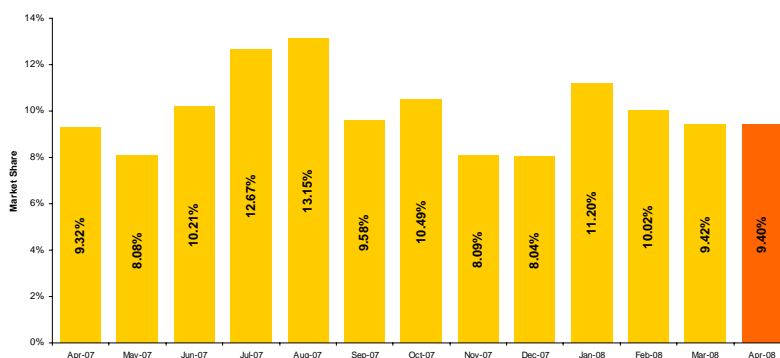


Figure 3: Market Share<sup>5</sup> Development

<sup>1</sup> Arithmetic Mean of MCPs corresponding all hourly intervals of April 2008.

<sup>2</sup> Arithmetic Mean of MCPs corresponding to intervals 7-22 of April 2008.

<sup>3</sup> Arithmetic Mean of MCPs corresponding to intervals 1-6 and 23-24 of April 2008.

<sup>4</sup> Market share of quantities traded in DAM during April 2008 from forecasted domestic consumption.

<sup>5</sup> Excepting April 2008, these are the values calculated dividing trades on DAM by real consumption.

Centralized Market for Bilateral Contracts – Public Auction (CMBC)			April 2008	
Number of Concluded Contracts		Traded quantity <sup>6</sup> [MWh]		
6	▲ +4	51,257	▼	+44.77%

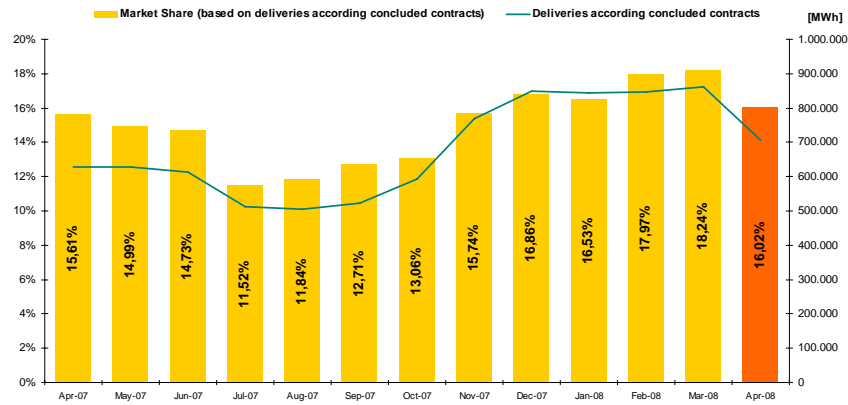


Figure 4: Electricity Deliveries according to Contracts Concluded in CMBC and CMBC-CN (MWh and %<sup>7</sup>)

Centralized Market for Green Certificates (CMGC)			April 2008	
Price [euros/certificate]		Number of Green Certificates		
42.00	— 0.00%	9,021	▲	+76.67%

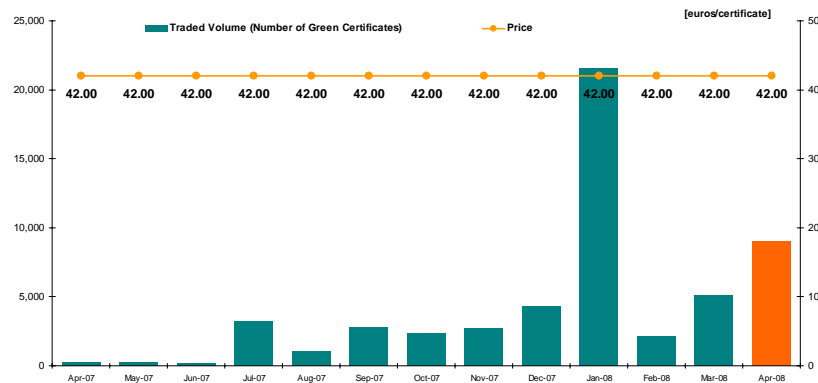


Figure 5: Price and Number of Traded Green Certificates Evolution

<sup>6</sup> Volumes traded in CMBC during April 2008.

<sup>7</sup> Excepting April 2008, market share values are calculated dividing deliveries by real consumption. For April 2008, the forecasted domestic consumption was taken into consideration.



**"earning every Day-Ahead  
your trust"**

16-18 Hristo Botev Blvd., Bucharest - 3, ROMANIA - 030236  
Phone: +40 (21) 3071 450; Fax: +40 (21) 3071 400  
<http://www.opcom.ro>