

[www.opcom.ro](http://www.opcom.ro)



**opcom**

"earning every Day-Ahead  
your trust"

## MONTHLY MARKET REPORT



**August 2009**



## Day-Ahead Market

### Spot Market Relevant figures for August 2009:

Number of registered participants on Day Ahead Market: **92**

Number of active market participants [participants/month]: **59**

Average number of active market participants [participants/day]: **56**

Average price [euros/MWh]: **36.53**

Total traded volume [MWh]: **495,064.093**

Average traded volume [MWh/h]: **665.409**

DAM share of net forecasted consumption [%]: **12.48**

Value of transactions [mil. euros]: **19,03**

Period	Total Traded Volume [MWh]	Average Traded Volume [MWh/h]	DAM Share [%]	Average Price [euros/MWh]	Value of Transactions [euros]
August 2008	428,708.091	576.221	9.68%	56.85	24,463,708.51
August 2009	495,064.093	665.409	12.48%	36.53	19,026,442.41
Variation	▲ +15.48%	▲ +15.48%	▲ +28.88%	▼ -35.74%	▼ -22.23%

Period	Total Traded Volume [MWh]	Average Traded Volume [MWh/h]	DAM Share [%]	Average Price [euros/MWh]	Value of Transactions [euros]
July 2009	635,792.316	854.560	15.51%	36.32	24,521,677.56
August 2009	495,064.093	665.409	12.48%	36.53	19,026,442.41
Variation	▼ -22.13%	▼ -22.13%	▼ -19.56%	▲ +0.58%	▼ -22.41%

## Centralized Market for Bilateral Contracts

### CMBC Relevant figures for August 2009:

Number of registered participants on CMBC: **98**

Traded electricity volume [MWh]: **58,580**

Number of Concluded Contracts: **1**

Bilateral Contracts with Delivery in August:

- Number: **72**
- Electricity Volume [MWh]: **981, 482**
- Market Share calculated dividing deliveries for August 2009 by the estimated consumption [%]: **23.71**
- Avg. (arithmetic mean) Price [euros/MWh]: **44.74**
- Avg. (weighted mean) Price [euros/MWh]: **45.64**
- Value [mil. euros]: **44.80**

### CMBC-NC Relevant figures for August 2009:

Number of registered participants on CMBC-NC: **65**

Traded electricity volume [MWh]: **0**

Delivered electricity volume [MWh]: **0**

## Centralized Market for Green Certificates

### GCM Relevant figures for August 2009:

Number of registered participants on Centralized Market for Green Certificates: **91**

Green Certificates:

- Number: **18,495**
- Price [euros/certificate]: **55**

The number of green certificates traded centralized represents 46% from the number of green certificates issued for 2009.

Day Ahead Market Prices (euros/MWh)		August 2009	
Base (1-24)	Peak (7-22)	Off-Peak (1-6 & 23-24)	
36.53 ▲ +0.58%	40.02 ▼ -2.34%	29.56 ▲ +9.43%	

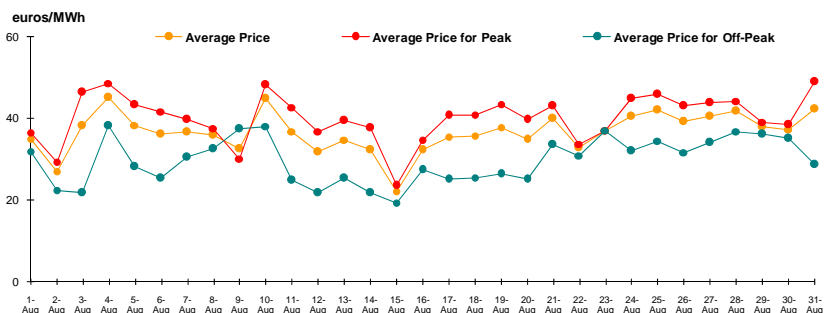


Figure 1: Daily DAM price development (base, peak and off-peak)

Day Ahead Market		August 2009	
Traded Volume [MWh]	Market Share [%]		
495,064.093 ▼ -22.13%	12.48		

Centralized Market for Bilateral Contracts – Public Auction		August 2009	
Delivery Volume [MWh]	Market Share [%]		
981,482.000 ▼ -0.13%	23.71		

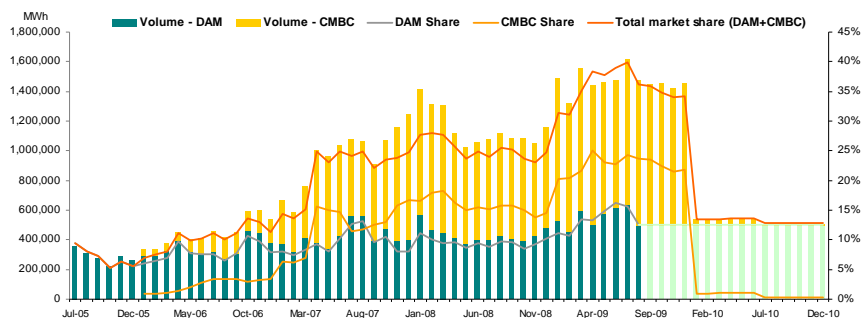


Figure 2: Monthly development for DAM transactions and deliveries according to contracts concluded on CMBC

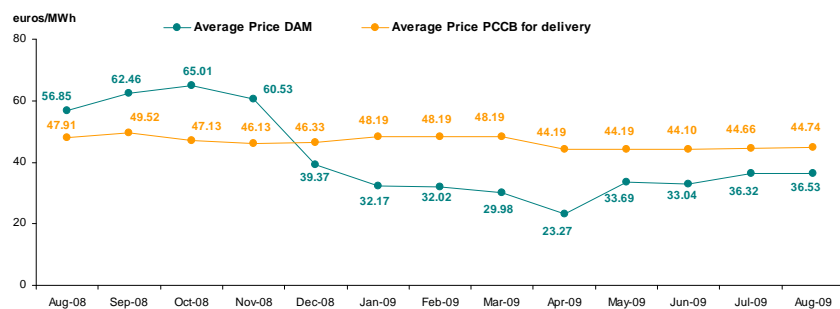


Figure 3: Monthly development for DAM average price and CMBC average price for deliveries according to concluded contracts

Centralized Market for Green Certificates		August 2009	
Number of Green Certificates	Price [euros/certificate]		
18,495 ▲ +54.49%	55.00	0.00%	

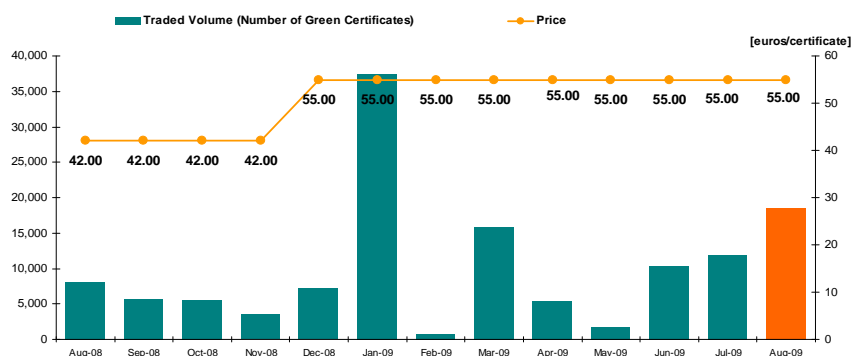


Figure 4: Monthly development for price and number of traded green certificates



**opcom**

"earning every Day-Ahead  
your trust"

**"earning every Day-Ahead  
your trust"**

16-18 Hristo Botev Blvd., Bucharest - 3, ROMANIA - 030236  
Phone: +40 (21) 3071 450; Fax: +40 (21) 3071 400  
<http://www.opcom.ro>