

[www.opcom.ro](http://www.opcom.ro)



**opcom**

"earning every Day-Ahead  
your trust"

## MONTHLY MARKET REPORT



**February 2011**



### Day-Ahead Market

#### Spot Market Relevant figures for February 2011:

Number of registered participants on Day Ahead Market: **107**  
 Number of active market participants [participants/month]: **72**  
 Average number of active market participants [participants/day]: **65**  
 Average price (arithmetic mean) [euros/MWh]: **45.67**  
 Average price (weighted mean) [euros/MWh]: **45.78**  
 Total traded volume [MWh]: **777,959.697**  
 Average traded volume [MWh/h]: **1,157.678**  
 DAM share of net forecasted consumption [%]: **16.35**  
 Value of transactions [mil. euros]: **35.61**

Period	Total Traded Volume [MWh]	Average Traded Volume [MWh/h]	DAM Share [%]	Average Price [euros/MWh]	Value of Transactions [euros]
February 2010	543,423.018	808.665	11.90%	40.69	22,385,780.11
February 2011	777,959.697	1,157.678	16.35%	45.67	35,613,458.97
Variation	▲ +43.16%	▲ +43.16%	▲ +37.37%	▲ +12.22%	▲ +59.09%

Period	Total Traded Volume [MWh]	Average Traded Volume [MWh/h]	DAM Share [%]	Average Price [euros/MWh]	Value of Transactions [euros]
January 2011	846,023.191	1,137.128	16.47%	44.09	37,686,689.85
February 2011	777,959.697	1,157.678	16.35%	45.67	35,613,458.97
Variation	▼ -8.05%	▲ +1.81%	▼ -0.74%	▲ +3.58%	▼ -5.50%

### Centralized Market for Bilateral Contracts

#### CMBC Relevant figures for February 2011:

Number of registered participants on CMBC: **102**  
 Traded electricity volume [MWh]: **0**  
 Number of Traded Offers: **0**  
 Bilateral Contracts with Delivery in **February**:

- Number: **20**
- Electricity Volume [MWh]: **305,100**
- Market Share calculated dividing deliveries for February 2011 by the estimated consumption [%]: **6.90**
- Avg. (arithmetic mean) Price [euros/MWh]: **38.35**
- Avg. (weighted mean) Price [euros/MWh]: **35.00**
- Value [mil. euros]: **10.68**

#### CMBC-NC Relevant figures for February 2011:

Number of registered participants on CMBC-CN: **65**  
 Traded electricity volume [MWh]: **6,608**  
 Standard Contracts with Delivery in **February**:

- Number: **30**
- Electricity Volume [MWh]: **240**
- Market Share out of the estimated consumption [%]: **0.01**
- Avg. (weighted mean) Price [euros/MWh]: **33.96**




### Centralized Market for Green Certificates

#### GCM Relevant figures for February 2011:

Number of registered participants on Centralized Market for Green Certificates: **128**  
 Green Certificates:

- Number: **11,166**
- Price [euros/certificate]: **55**

The number of green certificates traded centralized represents 39.06% from the number of green certificates issued for 2010.

Day Ahead Market Prices (euros/MWh)		February 2011	
Base (1-24)	Peak (7-22)	Off-Peak (1-6 & 23-24)	
45.67  +3.58%	49.77  +1.04%	37.46  +11.00%	

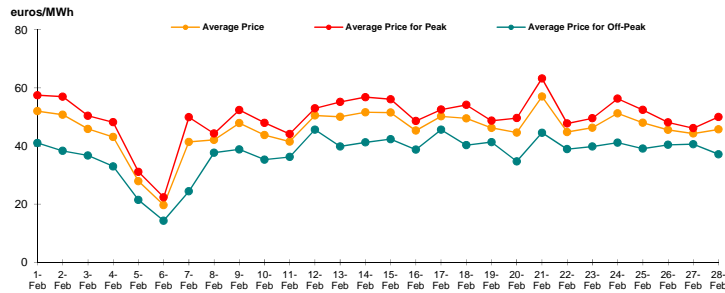




Figure 1: Daily DAM price development (base, peak and off-peak)

Day Ahead Market		February 2011	
Traded Volume [MWh]	Market Share [%]		
777,959.697  -8.05%	16.35		

Centralized Market for Bilateral Contracts – Public Auction		February 2011	
Delivery Volume [MWh]	Market Share [%]		
305,100.000  -1.52%	6.90		

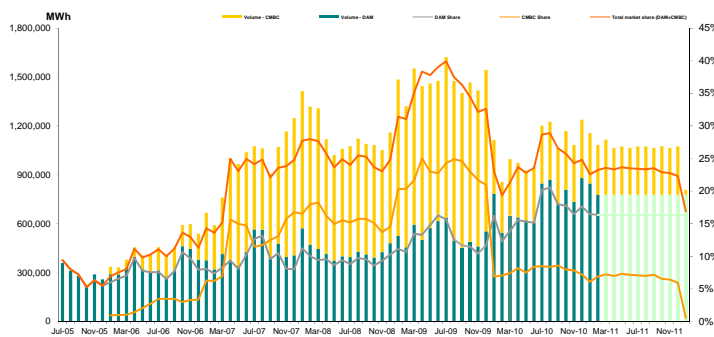


Figure 2: Monthly development for DAM transactions and deliveries according to contracts concluded on CMBC

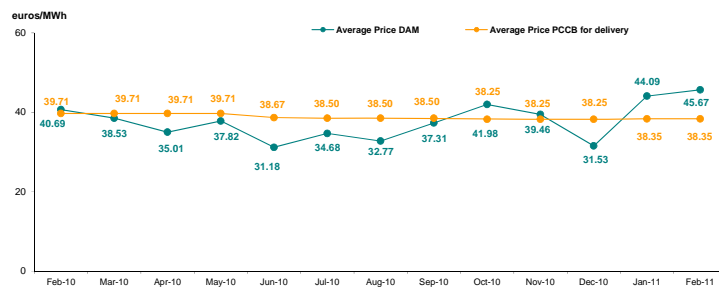




Figure 3: Monthly development for DAM average price and CMBC average price for deliveries according to concluded contracts

Centralized Market for Green Certificates		February 2011	
Number of Green Certificates	Price* [euros/certificate]		
11,166  -84.23%	55.00  0.00%		

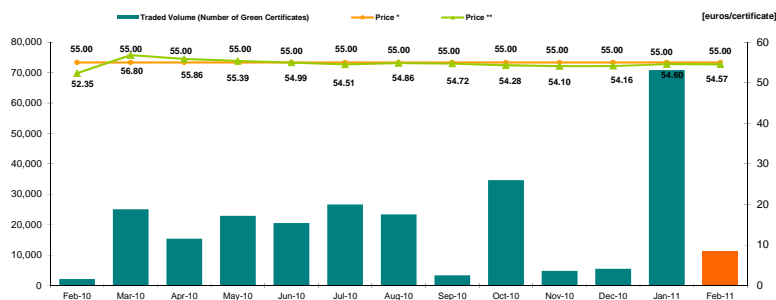


Figure 4: Monthly development for price and number of traded green certificates

\*The price in Romanian currency was converted to euro using the average exchange rate for the last month of the previous year published by National Bank of Romania (BNR). This reference exchange rate respects the provisions of the Law 220/27.10.2008, with the amendments and additions provided by Law 139/07.07.2010. For March 2009 - February 2010, the value of the average exchange rate is equal to 3.9153 lei. Starting from March 2010 the value of the average exchange rate is equal to 4.2248 lei.

\*\* The price in Romanian currency was converted to euro using the exchange rate published by National Bank of Romania (BNR) in the preceding day of the trading day.



**opcom**

"earning every Day-Ahead  
your trust"

**"earning every Day-Ahead  
your trust"**

16-18 Hristo Botev Blvd., Bucharest - 3, ROMANIA - 030236  
Phone: +40 (21) 3071 450; Fax: +40 (21) 3071 400  
<http://www.opcom.ro>