



*earning every day-ahead your trust  
stepping forward to the future*

**opcom**

Romanian gas and electricity market operator

**Opcom**

MONTHLY MARKET REPORT

APRIL 2019

## Day-Ahead Market - April 2019

Number of registered participants on Day Ahead Market: **372**  
 Number of active market participants [participants/month]: **292**  
 Average number of active market participants [participants/day]: **272**  
 Average price (arithmetic mean) [euro/MWh]: **45.08**  
 Average price (weighted mean) [euro/MWh]: **47.04**  
 Total traded volume [MWh]: **1,747,524.0**  
 Average traded volume [MWh/h]: **2,427.1**  
 DAM Share of forecasted net consumption [%]: **39.11**  
 Value [mil. euro]: **82.21**

| Period            | Total Traded Volume [MWh] | Average Traded Volume [MWh/h] | DAM Share [%] | Average Price [euro/MWh] | Value of Transactions [euro] |
|-------------------|---------------------------|-------------------------------|---------------|--------------------------|------------------------------|
| <b>April 2018</b> | 1,802,029.4               | 2,502.8                       | 42.38%        | 26.04                    | 49,219,747.99                |
| <b>April 2019</b> | 1,747,524.0               | 2,427.1                       | 39.11%        | 45.08                    | 82,207,217.34                |
| Variation         | ▼ -3.02%                  | ▼ -3.02%                      | ▼ -7.73%      | ▲ +73.13%                | ▲ +67.02%                    |

| Period            | Total Traded Volume [MWh] | Average Traded Volume [MWh/h] | DAM Share [%] | Average Price [euro/MWh] | Value of Transactions [euro] |
|-------------------|---------------------------|-------------------------------|---------------|--------------------------|------------------------------|
| <b>March 2019</b> | 2,013,011.0               | 2,709.3                       | 41.19%        | 38.47                    | 80,409,433.49                |
| <b>April 2019</b> | 1,747,524.0               | 2,427.1                       | 39.11%        | 45.08                    | 82,207,217.34                |
| Variation         | ▼ -13.19%                 | ▼ -10.42%                     | ▼ -5.06%      | ▲ +17.19%                | ▲ +2.24%                     |

## Intraday Market - April 2019

Number of registered participants on IDM: **139**  
 Number of active market participants [participants/month]: **62**  
 Average price (weighted mean) [euro/MWh]: **42.99**  
 Total traded volume [MWh]: **30,681.653**  
 Average traded volume [MWh/h]: **42.613**  
 IDM Share of forecasted net consumption [%]: **0.69**  
 Value [mil. euro]: **1.32**

## Centralized Market for Bilateral Contracts - April 2019

### Extended Auctions Mechanism – CMBC - EA

Number of registered participants on CMBC-EA: **265**  
 Number of active market participants [participants/month]: **49**

Bilateral Contracts Traded in April:

- Number: **72**
- Total traded volume [MWh]: **2,142,195.550**
- Average price (weighted mean) [euro/MWh]: **58.18**
- Value [mil. euro]: **124.63**

Bilateral Contracts with Delivery in April:

- Number: **363**
- Total traded volume [MWh]: **1,684,901.280**
- Market Share of forecasted net consumption [%]: **37.70**
- Average price (weighted mean) [euro/MWh]: **47.79**
- Value [mil. euro]: **80.52**

### Continuous Negotiation mechanism

Number of registered participants on CMBC-CN: **175**

Number of active market participants [participants/month]: **47**

Standard Contracts traded in April:

- Number of forward contracts: **216**
- Total traded volume [MWh]: **188,186**
- Average price (weighted mean) [euro/MWh]: **53.13**
- Value [mil. euro]: **10.00**

Standard Contracts with Delivery in April:

- Number of forward contracts: **1,860**
- Total traded volume [MWh]: **1,287,032**
- Market Share of forecasted net consumption [%]: **28.80**
- Average price (weighted mean) [euro/MWh]: **47.77**
- Value [mil. euro]: **61.48**

### Centralized Market with double continuous negotiation for Electricity Bilateral Contracts - April 2019

Number of registered participants on CM-OTC: **99**

Number of active market participants [participants/month]: **52**

Bilateral Contracts Traded in April:

- Number of market participants with concluded trades [participants/month]: **40**
- Total traded volume [MWh]: **1,372,941**
- Average price (weighted mean) [euro/MWh]: **54.93**
- Value [mil. euro]: **75.41**

Bilateral Contracts with Delivery in April:

- Number of market participants with concluded trades [participants/month]: **53**
- Total traded volume [MWh]: **2,234,688**
- Market Share of forecasted net consumption [%]: **50.01**
- Average price (weighted mean) [euro/MWh]: **48.54**
- Value [mil. euro]: **108.47**

### Centralized Market for Universal Service - April 2019

Number of registered participants on CMUS: **23**

Number of active market participants [participants/month]: **2**

Contracts Traded in April:

- Number: **0**
- Total traded volume [MWh]: **0**
- Average price (weighted mean) [euro/MWh]: **-**
- Value [mil. euro]: **0.00**

Contracts with Delivery in April:

- Number: **40**
- Total traded volume [MWh]: **28,800**
- Market Share of forecasted net consumption [%]: **0.64**
- Average price (weighted mean) [euro/MWh]: **55.24**
- Value [mil. euro]: **1.59**

## Green Certificates Market - April 2019

Number of registered participants on Green Certificates Market: **941**

### Green Certificates anonymous Centralized Spot Market

Number of active market participants [participants/month]: **211**

Green Certificates traded in April:

- Number: **1,154,919**
- Average price (weighted mean) [euro/certificate]: **29.40**

### Green Certificates anonymous Centralized Term Market

Number of active market participants [participants/month]: **66**

Green Certificates traded in April:

- Number: **106,000**
- Average price (weighted mean) [euro/certificate]: **29.40**

## Day Ahead Market for Natural Gas - April 2019

Number of registered participants on DAM-NG: **37**

Number of active market participants [participants/month]: **9**

Average price (weighted mean) [lei/MWh]: **97.82**

Total traded volume [MWh]: **110**

Value [mil. lei]: **0.01**

## Centralised Market for Natural Gas - Trading Mechanism PCGN-LN - April 2019

Number of registered participants on PCGN-LN: **24**

Number of active market participants [participants/month]: **7**

Standard Contracts traded in April:

- Total traded volume [MWh]: **175,000**
- Average price (weighted mean) [lei/MWh]: **87.00**
- Value [mil. lei]: **15.23**

Standard Contracts with Delivery in April:

- Total traded volume [MWh]: **175,000**
- Average price (weighted mean) [lei/MWh]: **87.00**
- Value [mil. lei]: **15.23**

For more information about the Power Market results of the analyzed month, the reader is referred to OPCOM website: [www.opcom.ro](http://www.opcom.ro)

| Day Ahead Market Prices (euro/MWh) |           |             |           | April 2019            |           |  |  |
|------------------------------------|-----------|-------------|-----------|-----------------------|-----------|--|--|
| Base (1-24)                        |           | Peak (9-20) |           | Off-Peak (1-8, 21-24) |           |  |  |
| 45.08                              | ▲ +17.19% | 47.93       | ▲ +11.43% | 42.24                 | ▲ +24.46% |  |  |

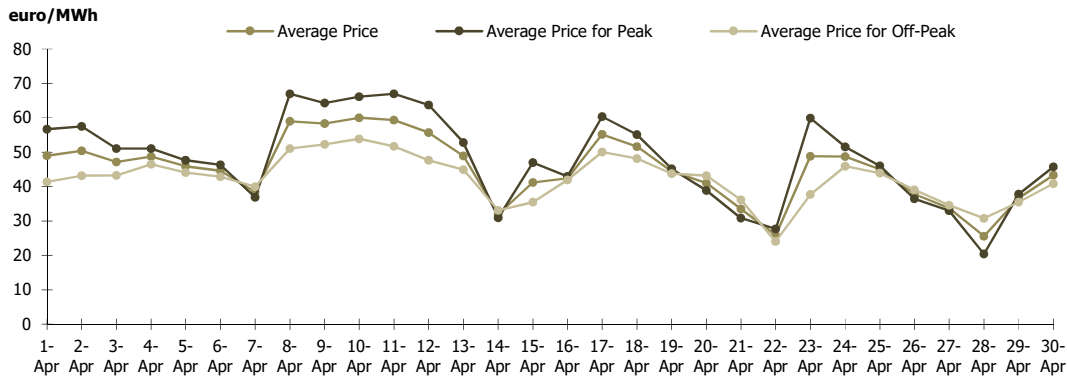


Figure 1: Daily DAM price development (base, peak and off-peak)

| Day Ahead Market    |           | April 2019       |  |
|---------------------|-----------|------------------|--|
| Traded Volume [MWh] |           | Market Share [%] |  |
| 1,747,524.0         | ▼ -13.19% | 39.11            |  |

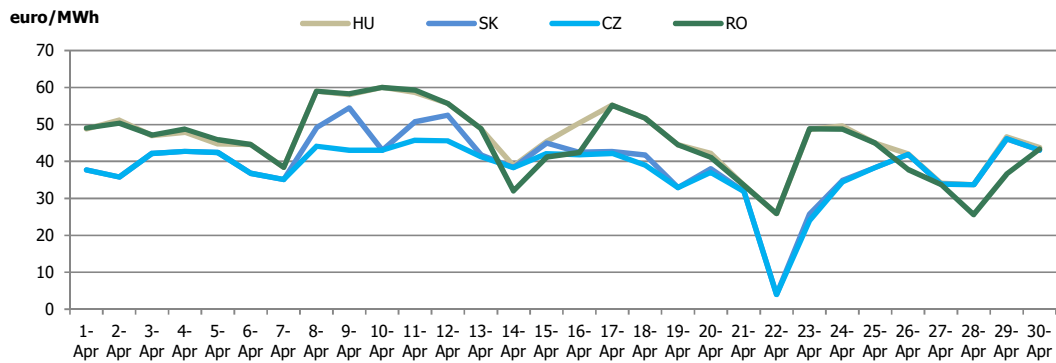


Figure 2: Daily DAM price development (base, peak and off-peak)

| DAM Prices - 4MMC Coupling Results |       |       |        |        | April 2019 |  |  |  |
|------------------------------------|-------|-------|--------|--------|------------|--|--|--|
|                                    | RO    | HU    | SK     | CZ     |            |  |  |  |
| Average Price (euro/MWh)           | 45.08 | 46.47 | 39.30  | 38.00  |            |  |  |  |
| Minimum Hourly Price (euro/MWh)    | 1.05  | 0.02  | -25.00 | -25.00 |            |  |  |  |
| Maximum Hourly Price (euro/MWh)    | 84.20 | 84.20 | 84.20  | 60.80  |            |  |  |  |

| Utilisation Rate of ATC for DAM – 4MMC Coupling Results |           |           |           |           |             | April 2019  |  |
|---|-----------|-----------|-----------|-----------|-------------|-------------|--|
|   | RO->HU    | HU->RO    | HU->SK    | SK->HU    | SK->CZ      | CZ->SK      |  |
| ATC for DAM (MWh)                                       | 342,480.0 | 508,320.0 | 843,036.0 | 738,264.0 | 1,321,200.0 | 1,027,100.0 |  |
| DAM Cross Border Flow (MWh)                             | 94,808.7  | 114,132.0 | 7,414.5   | 601,204.0 | 21,121.5    | 627,121.4   |  |
| Utilisation Rate of ATC for DAM (%)                     | 27.68%    | 22.45%    | 0.88%     | 81.43%    | 1.60%       | 61.06%      |  |

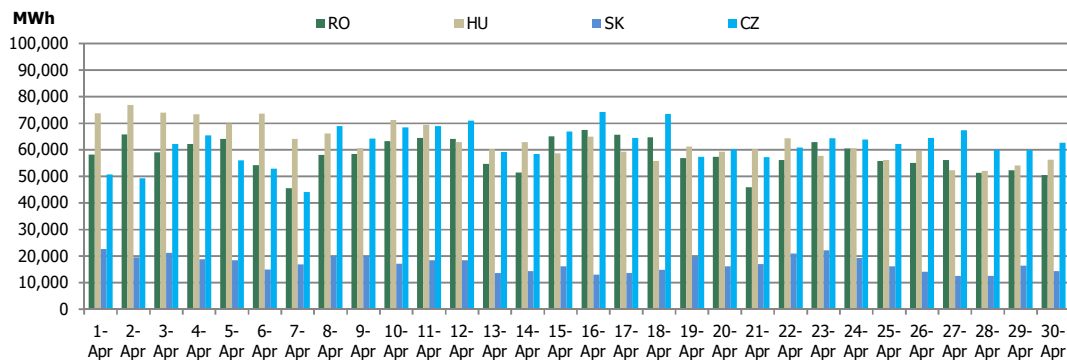


Figure 3: Daily DAM Traded Volume Development – 4MMC Coupling Results

| Centralized Market for Electricity Bilateral Contracts (CMBC-EA and CMBC-CN) |                  | April 2019 |
|--|------------------|------------|
| Delivery Volume [MWh]  | Market Share [%] |            |
| 2,971,933  | 66.51            | ▼ -12.46%  |

| Centralized Market with double continuous negotiation for Electricity Bilateral Contracts |                  | April 2019 |
|---|------------------|------------|
| Delivery Volume [MWh]   | Market Share [%] |            |
| 2,234,688   | 50.01            | ▼ -6.92%   |

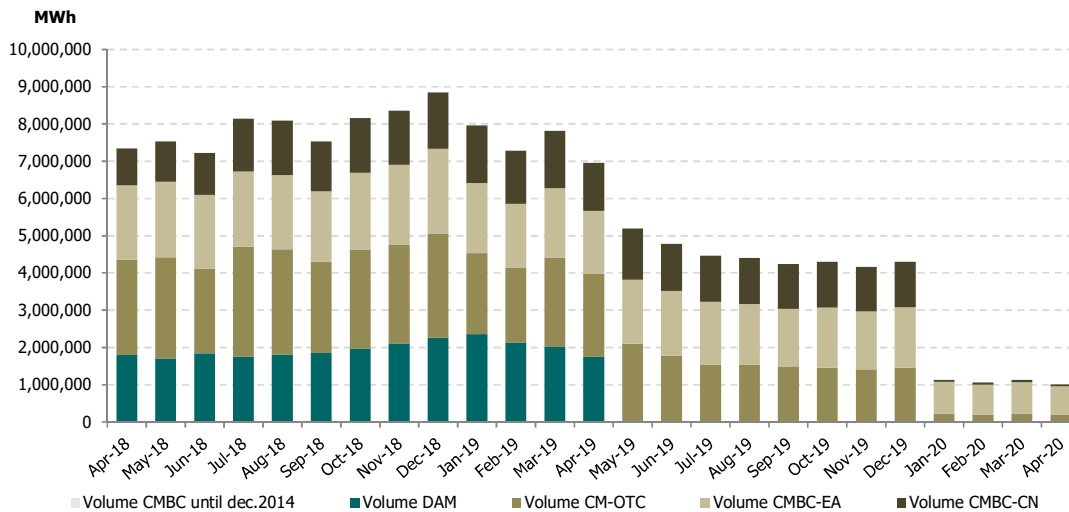


Figure 4: Monthly development for DAM transactions and deliveries according to contracts concluded on centralized market for bilateral contracts

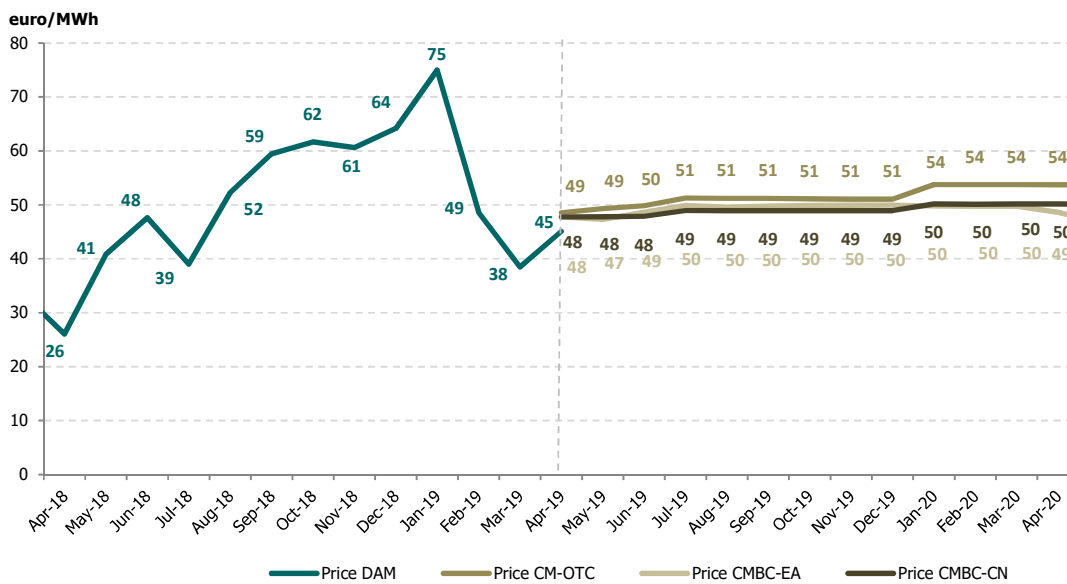


Figure 5: Monthly development for DAM average price and average price for deliveries according to concluded bilateral contracts

| Green Certificates anonymous Centralized Spot Market |                           | April 2019 |
|--|---------------------------|------------|
| Number of Green Certificates                         | Price* [euro/certificate] |            |
| 1,154,919  | 29.40                     | ▲ +64.03%  |

| Green Certificates anonymous Centralized Term Market |                           | April 2019 |
|--|---------------------------|------------|
| Number of Green Certificates                         | Price* [euro/certificate] |            |
| 106,000  | 29.40                     | ▼ -33.49%  |

\*The price in Romanian currency was converted to euro using the average exchange rate for the last month of the previous year published by National Bank of Romania (NBR). This reference exchange rate respects the provisions of the Law 220/27.10.2008, with further amendments and additions.



**Opcom**

[www.opcom.ro](http://www.opcom.ro)

Bd. Hristo Botev 16-18

București 030236

ROMÂNIA

