



*earning every day-ahead your trust
stepping forward to the future*

opcom

Romanian gas and electricity market operator

Opcom

MONTHLY MARKET REPORT

JUNE 2019

Day-Ahead Market - June 2019

Number of registered participants on Day Ahead Market: **373**
 Number of active market participants [participants/month]: **294**
 Average number of active market participants [participants/day]: **271**
 Average price (arithmetic mean) [euro/MWh]: **38.87**
 Average price (weighted mean) [euro/MWh]: **41.01**
 Total traded volume [MWh]: **1,621,302.2**
 Average traded volume [MWh/h]: **2,251.8**
 DAM Share of forecasted net consumption [%]: **37.49**
 Value [mil. euro]: **66.49**

Period	Total Traded Volume [MWh]	Average Traded Volume [MWh/h]	DAM Share [%]	Average Price [euro/MWh]	Value of Transactions [euro]
June 2018	1,841,644.3	2,557.8	41.76%	47.60	89,411,290.06
June 2019	1,621,302.2	2,251.8	37.49%	38.87	66,486,615.16
Variation	▼ -11.96%	▼ -11.96%	▼ -10.23%	▼ -18.34%	▼ -25.64%

Period	Total Traded Volume [MWh]	Average Traded Volume [MWh/h]	DAM Share [%]	Average Price [euro/MWh]	Value of Transactions [euro]
May 2019	1,639,334.1	2,203.4	37.31%	40.73	68,169,952.19
June 2019	1,621,302.2	2,251.8	37.49%	38.87	66,486,615.16
Variation	▼ -1.10%	▲ +2.20%	▲ +0.48%	▼ -4.58%	▼ -2.47%

Intraday Market - June 2019

Number of registered participants on IDM: **137**
 Number of active market participants [participants/month]: **62**
 Average price (weighted mean) [euro/MWh]: **39.63**
 Total traded volume [MWh]: **19,741.457**
 Average traded volume [MWh/h]: **27.419**
 IDM Share of forecasted net consumption [%]: **0.46**
 Value [mil. euro]: **0.78**

Centralized Market for Bilateral Contracts - June 2019

Extended Auctions Mechanism – CMBC - EA

Number of registered participants on CMBC-EA: **266**
 Number of active market participants [participants/month]: **43**

Bilateral Contracts Traded in June:

- Number: **57**
- Total traded volume [MWh]: **1,754,856.600**
- Average price (weighted mean) [euro/MWh]: **59.23**
- Value [mil. euro]: **103.95**

Bilateral Contracts with Delivery in June:

- Number: **378**
- Total traded volume [MWh]: **1,742,409.600**
- Market Share of forecasted net consumption [%]: **40.29**
- Average price (weighted mean) [euro/MWh]: **48.61**
- Value [mil. euro]: **84.71**

Continuous Negotiation mechanism

Number of registered participants on CMBC-CN: **178**

Number of active market participants [participants/month]: **62**

Standard Contracts traded in June:

- Number of forward contracts: **4,31**
- Total traded volume [MWh]: **966,609**
- Average price (weighted mean) [euro/MWh]: **56.26**
- Value [mil. euro]: **54.38**

Standard Contracts with Delivery in June:

- Number of forward contracts: **2,028**
- Total traded volume [MWh]: **1,302,344**
- Market Share of forecasted net consumption [%]: **30.11**
- Average price (weighted mean) [euro/MWh]: **47.88**
- Value [mil. euro]: **62.36**

Centralized Market with double continuous negotiation for Electricity Bilateral Contracts - June 2019

Number of registered participants on CM-OTC: **99**

Number of active market participants [participants/month]: **56**

Bilateral Contracts Traded in June:

- Number of market participants with concluded trades [participants/month]: **48**
- Total traded volume [MWh]: **2,042,118**
- Average price (weighted mean) [euro/MWh]: **52.45**
- Value [mil. euro]: **107.10**

Bilateral Contracts with Delivery in June:

- Number of market participants with concluded trades [participants/month]: **54**
- Total traded volume [MWh]: **3,010,776**
- Market Share of forecasted net consumption [%]: **69.61**
- Average price (weighted mean) [euro/MWh]: **47.24**
- Value [mil. euro]: **142.22**

Centralized Market for Universal Service - June 2019

Number of registered participants on CMUS: **23**

Number of active market participants [participants/month]: **2**

Contracts Traded in June:

- Number: **0**
- Total traded volume [MWh]: **0**
- Average price (weighted mean) [euro/MWh]: **-**
- Value [mil. euro]: **0.00**

Contracts with Delivery in June:

- Number: **40**
- Total traded volume [MWh]: **28,800**
- Market Share of forecasted net consumption [%]: **0.67**
- Average price (weighted mean) [euro/MWh]: **55.24**
- Value [mil. euro]: **1.59**

Green Certificates Market - June 2019

Number of registered participants on Green Certificates Market: **939**

Green Certificates anonymous Centralized Spot Market

Number of active market participants [participants/month]: **178**

Green Certificates traded in June:

- Number: **122,623**
- Average price (weighted mean) [euro/certificate]: **29.41**

Green Certificates anonymous Centralized Term Market

Number of active market participants [participants/month]: **74**

Green Certificates traded in June:

- Number: **85,800**
- Average price (weighted mean) [euro/certificate]: **29.41**

Day Ahead Market for Natural Gas - June 2019

Number of registered participants on DAM-NG: **37**

Number of active market participants [participants/month]: **1**

Average price (weighted mean) [lei/MWh]: -

Total traded volume [MWh]: **0**

Value [mil. lei]: **0.00**

Centralised Market for Natural Gas - Trading Mechanism PCGN-LN - June 2019

Number of registered participants on PCGN-LN: **24**

Number of active market participants [participants/month]: **5**

Standard Contracts traded in June:

- Total traded volume [MWh]: **1,476,250**
- Average price (weighted mean) [lei/MWh]: **103.20**
- Value [mil. lei]: **152.35**

Standard Contracts with Delivery in June:

- Total traded volume [MWh]: **19,900**
- Average price (weighted mean) [lei/MWh]: **102.88**
- Value [mil. lei]: **2.05**

For more information about the Power Market results of the analyzed month, the reader is referred to OPCOM website: www.opcom.ro

Day Ahead Market Prices (euro/MWh)			June 2019		
Base (1-24)	Peak (9-20)	Off-Peak (1-8, 21-24)			
38.87	44.17	33.56	▼ -4.58%	▲ +3.60%	▼ -13.57%

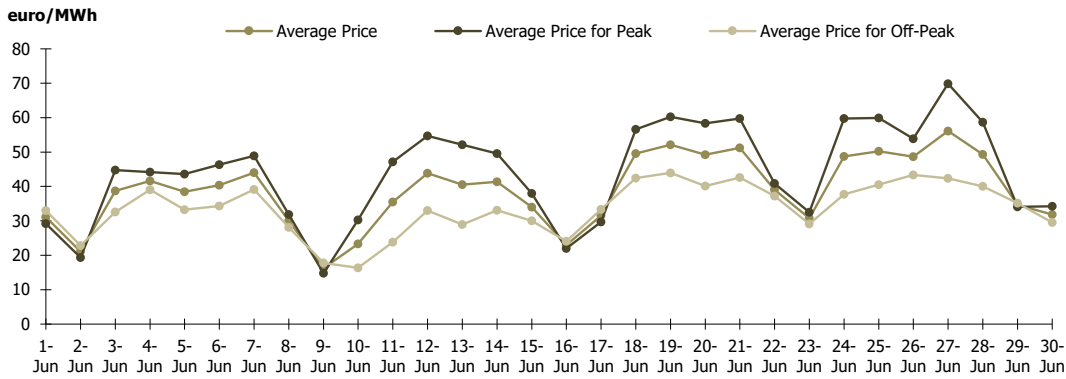


Figure 1: Daily DAM price development (base, peak and off-peak)

Day Ahead Market		June 2019	
Traded Volume [MWh]	Market Share [%]		
1,621,302.2	37.49	▼ -1.10%	

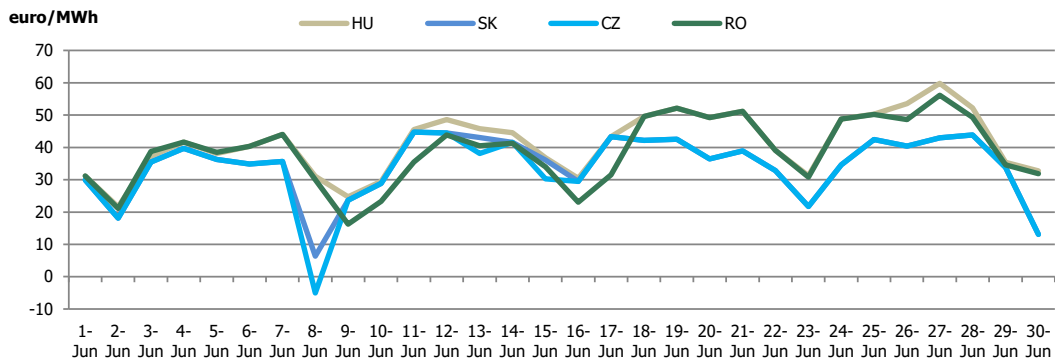


Figure 2: Daily DAM price development (base, peak and off-peak)

DAM Prices - 4MMC Coupling Results					June 2019			
	RO	HU	SK	CZ				
Average Price (euro/MWh)	38.87	41.31	34.58	33.84				
Minimum Hourly Price (euro/MWh)	0.02	10.09	-23.00	-48.14				
Maximum Hourly Price (euro/MWh)	77.93	77.93	71.44	71.44				

Utilisation Rate of ATC for DAM – 4MMC Coupling Results						June 2019	
	RO->HU	HU->RO	HU->SK	SK->HU	SK->CZ	CZ->SK	
ATC for DAM (MWh)	310,080.0	508,320.0	741,488.0	580,112.0	1,265,016.0	1,040,184.0	
DAM Cross Border Flow (MWh)	127,824.2	83,148.3	19,142.3	440,443.3	43,025.4	456,939.2	
Utilisation Rate of ATC for DAM (%)	41.22%	16.36%	2.58%	75.92%	3.40%	43.93%	

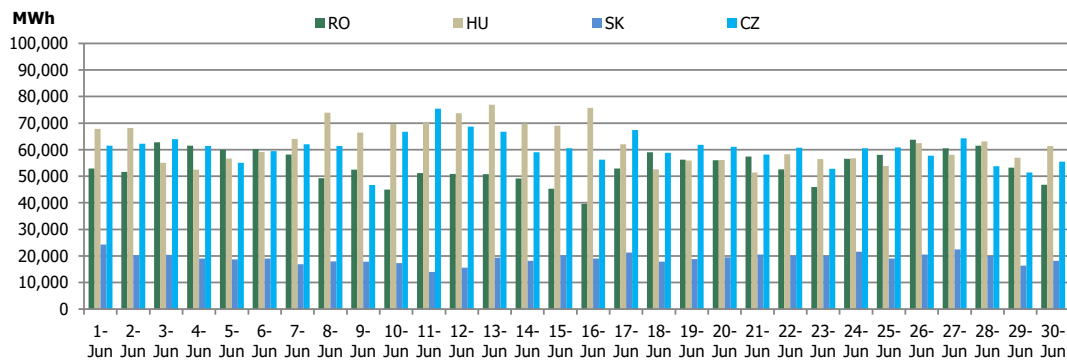


Figure 3: Daily DAM Traded Volume Development – 4MMC Coupling Results

Centralized Market for Electricity Bilateral Contracts (CMBC-EA and CMBC-CN)		June 2019
Delivery Volume [MWh]		Market Share [%]
3,044,754	▼ -1.63%	70.40

Centralized Market with double continuous negotiation for Electricity Bilateral Contracts		June 2019
Delivery Volume [MWh]		Market Share [%]
3,010,776	▲ +24.30%	69.61

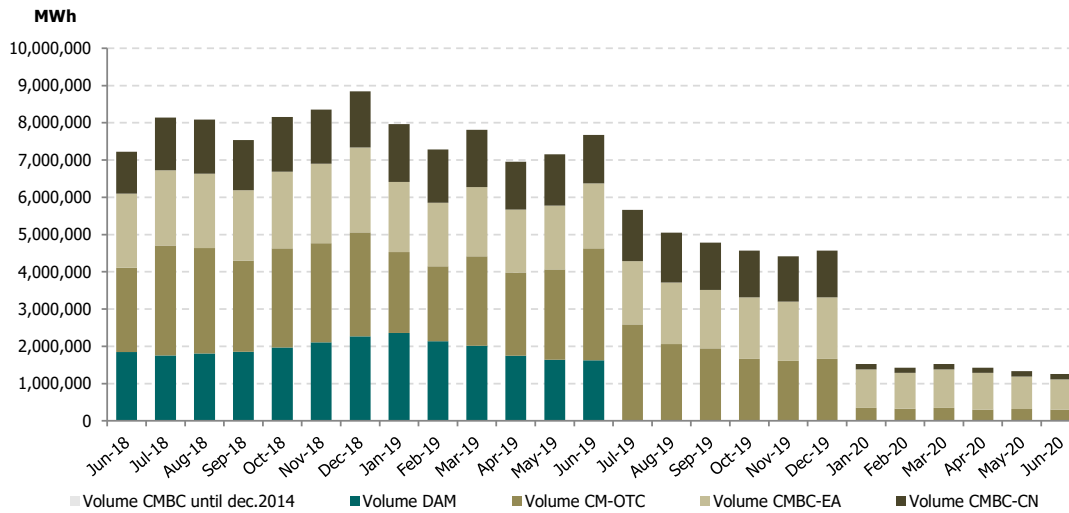


Figure 4: Monthly development for DAM transactions and deliveries according to contracts concluded on centralized market for bilateral contracts

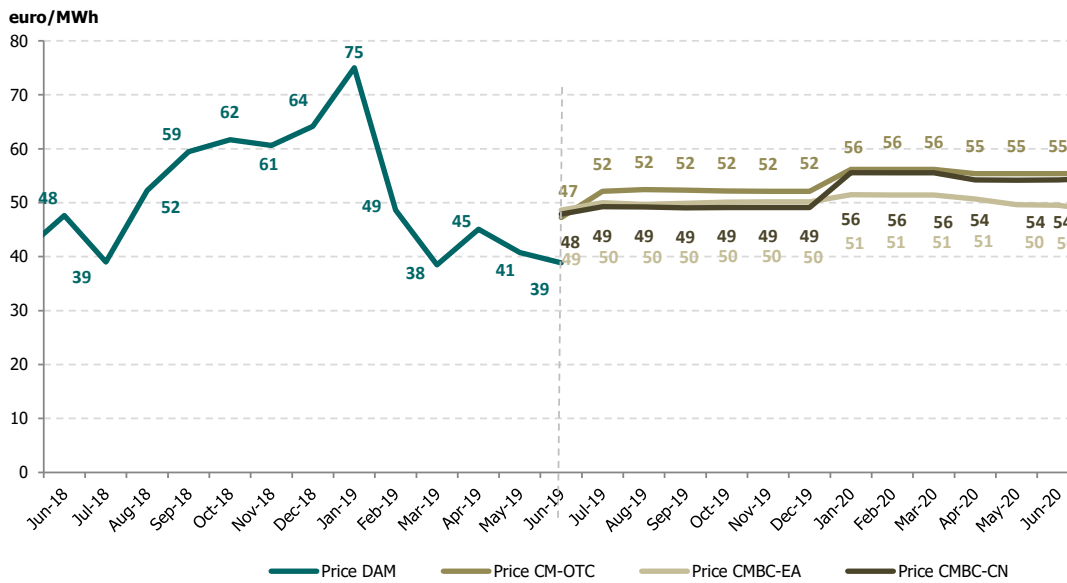


Figure 5: Monthly development for DAM average price and average price for deliveries according to concluded bilateral contracts

Green Certificates anonymous Centralized Spot Market		June 2019
Number of Green Certificates		Price* [euro/certificate]
122,623	▲ +231.72%	29.41

Green Certificates anonymous Centralized Term Market		June 2019
Number of Green Certificates		Price* [euro/certificate]
85,800	▼ -18.87%	29.40

*The price in Romanian currency was converted to euro using the average exchange rate for the last month of the previous year published by National Bank of Romania (NBR). This reference exchange rate respects the provisions of the Law 220/27.10.2008, with further amendments and additions.



Opcom

www.opcom.ro

Bd. Hristo Botev 16-18

București 030236

ROMÂNIA

