

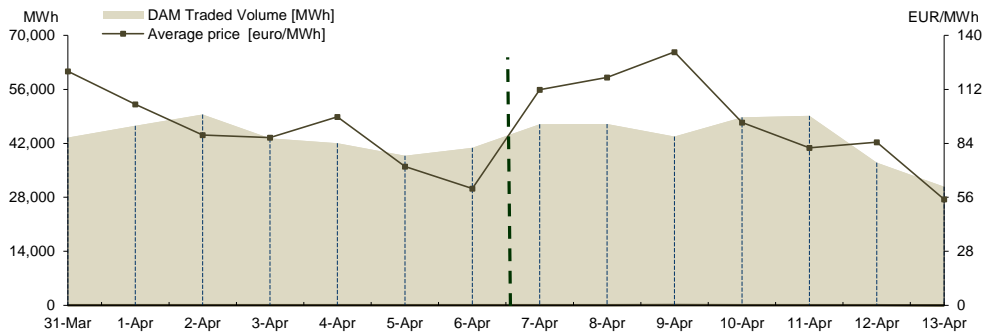
WEEKLY REPORT
07.04.2025 - 13.04.2025

Day Ahead Market

Prices and Volumes

Average price ¹ [euro/MWh]	April 07	April 08	April 09	April 10	April 11	April 12	April 13
	111.85	118.22	131.39	94.85	81.73	84.61	54.98
	March 31	April 01	April 02	April 03	April 04	April 05	April 06
	121.33	104.26	88.33	86.95	97.75	72.01	60.55
Total daily volume traded on DAM [MWh]	April 07	April 08	April 09	April 10	April 11	April 12	April 13
	46,940.9	47,025.6	43,738.1	48,752.1	49,119.7	37,005.8	30,774.3
	March 31	April 01	April 02	April 03	April 04	April 05	April 06
	43,498.1	46,524.8	49,481.9	43,283.0	42,011.9	38,775.7	40,847.2
DAM market share of forecasted consumption ²	April 07	April 08	April 09	April 10	April 11	April 12	April 13
	31.85%	31.64%	28.44%	31.56%	32.01%	27.70%	26.82%
	March 31	April 01	April 02	April 03	April 04	April 05	April 06
	29.99%	31.13%	32.74%	28.85%	29.37%	29.17%	33.50%

Results*



Trends

Results	Week	Trend related to week
	07.04.2025 - 13.04.2025	31.03.2025 - 06.04.2025
Average price ³ [euro/MWh]	96.80	7.36% ↑
Total volume traded on DAM [MWh]	303,356.5	-0.35% ↓
DAM market share of forecasted consumption [%]	30.15%	-1.59% ↓
Selling offers' total volume [MWh]	303,619.0	-12.78% ↓
Buying offers' total volume [MWh]	264,569.0	2.04% ↑

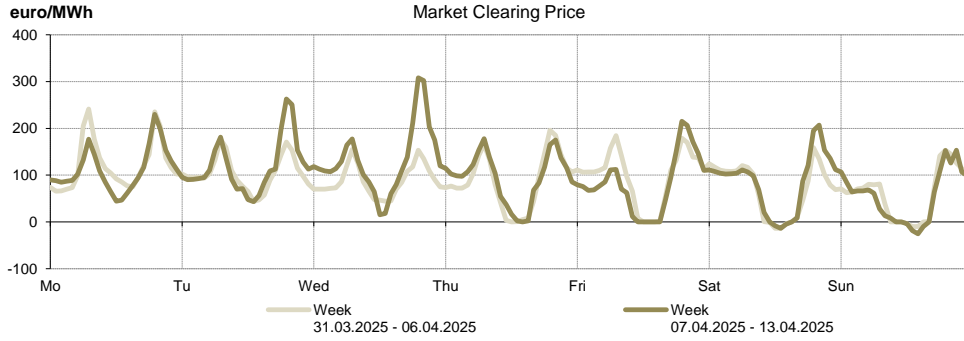
¹ The arithmetic mean of the prices corresponding to all hourly intervals from a day.

² Represents the final approximation of the net consumption, published by TSO in the trading day that precedes the delivery day.

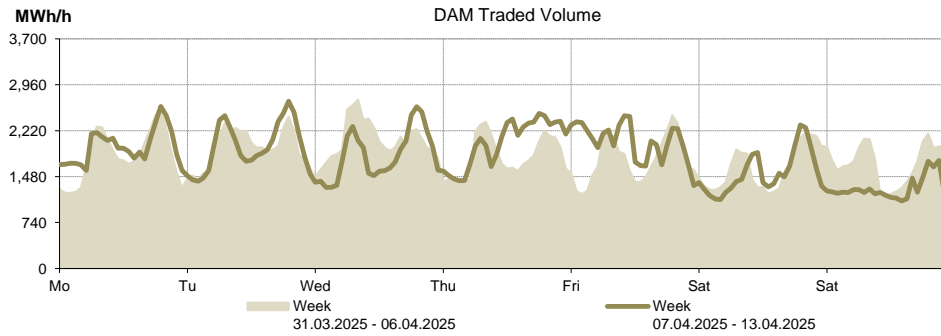
³ The arithmetic mean of the prices corresponding to all hourly intervals from the analysed week.

* Beginning with delivery day November 12, 2014, trading on the DAM is carried out in CET hours.

Price [euro/MWh]	Week	
	07.04.2025 - 13.04.2025	Trend related to week 31.03.2025 - 06.04.2025
ROPEX_DAM_Base (1-24)	96.80 ↑	7.36%
ROPEX_DAM_Peak (9-20)	73.22 ↑	3.04%
ROPEX_DAM_Off_peak (1-8) & (21-24)	120.39 ↑	10.17%
Max hourly price	308.00 ↑	27.63%
Min hourly price	-25.38 ↑	85.39%



Volume traded on DAM	Week	
	07.04.2025 - 13.04.2025	Trend related to week 31.03.2025 - 06.04.2025
Base total volume (1-24) [MWh]	303,356.5 ↓	-0.35%
Peak total volume (9-20) [MWh]	157,644.3 ↓	-0.01%
Off-peak total volume (1-8) & (21-24) [MWh]	145,712.2 ↓	-0.72%
Max hourly volume [MWh/h]	2,694.7 ↓	-0.98%
Min hourly volume [MWh/h]	1,006.5 ↓	-13.06%



Intraday Market

**Results
IDM - 60 min ***

Prices							
ROPEX_ID_Base (1-24) [euro/MWh]	07 April	08 April	09 April	10 April	11 April	12 April	13 April
	121.82	114.25	136.58	99.54	107.03	88.13	71.96
	31 March	01 April	02 April	03 April	04 April	05 April	06 April
	112.30	102.03	90.44	104.02	99.23	63.64	36.93

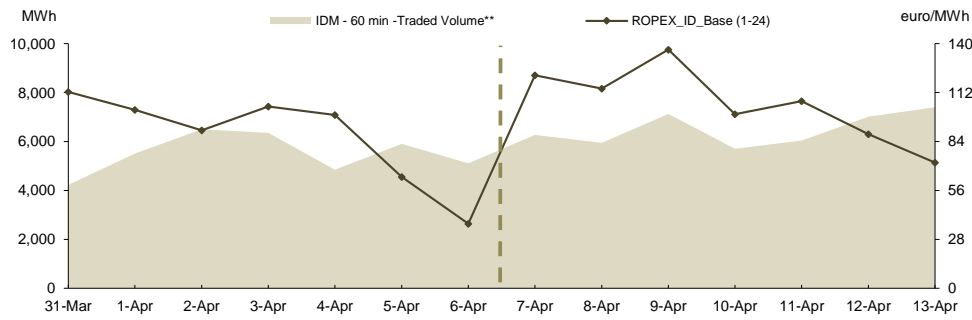
Volume							
Sell Hourly Trades [MWh]	07 April	08 April	09 April	10 April	11 April	12 April	13 April
	2,154.1	4,175.7	4,901.8	3,107.0	2,229.7	3,031.5	5,081.5
	31 March	01 April	02 April	03 April	04 April	05 April	06 April
	1,906.5	2,346.1	2,252.8	1,754.6	1,894.4	3,885.5	3,133.8

Buy Hourly Trades [MWh]	07 April	08 April	09 April	10 April	11 April	12 April	13 April
	4,409.3	1,909.9	2,553.6	2,853.8	4,397.0	4,384.1	2,570.9
	31 March	01 April	02 April	03 April	04 April	05 April	06 April
	2,501.5	3,405.4	4,408.1	5,006.1	3,108.4	2,425.5	2,578.5

Sell Block Trades [MWh]	07 April	08 April	09 April	10 April	11 April	12 April	13 April
	-	-	-	-	-	-	-
	31 March	01 April	02 April	03 April	04 April	05 April	06 April
	-	-	-	-	-	-	-

Buy Block Trades [MWh]	07 April	08 April	09 April	10 April	11 April	12 April	13 April
	-	-	-	-	-	-	-
	31 March	01 April	02 April	03 April	04 April	05 April	06 April
	-	-	-	-	-	-	-

Share of forecasted consumption							
Share of forecasted consumption [%]	07 April	08 April	09 April	10 April	11 April	12 April	13 April
	4.25%	4.00%	4.64%	3.69%	3.93%	5.25%	6.45%
	31 March	01 April	02 April	03 April	04 April	05 April	06 April
	2.91%	3.68%	4.30%	4.23%	3.39%	4.44%	4.19%



IDM operational from November 12, 2019 according to Order ANRE no 202 / 2019
 ** traded volume includes both hourly and block trades

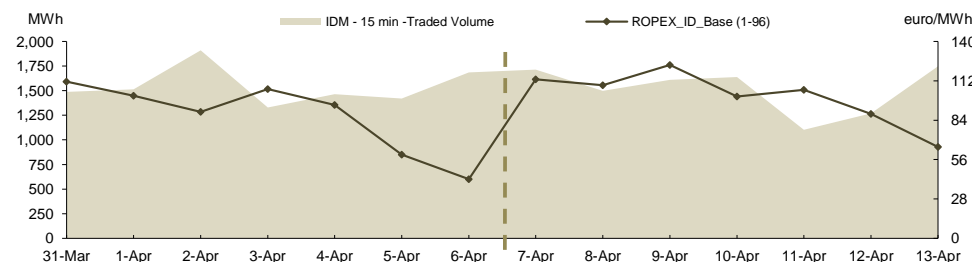
**Results
IDM - 15 min *****

Prices							
ROPEX_ID_Base (1-96) [euro/MWh]	07 April	08 April	09 April	10 April	11 April	12 April	13 April
	113.12	108.82	123.29	100.83	105.58	88.53	64.95
	31 March	01 April	02 April	03 April	04 April	05 April	06 April
	111.33	101.44	89.91	106.12	94.83	59.52	42.08

Volume							
Sell Trades [MWh]	07 April	08 April	09 April	10 April	11 April	12 April	13 April
	923.9	950.4	989.4	756.8	605.9	692.9	1,274.4
	31 March	01 April	02 April	03 April	04 April	05 April	06 April
	935.2	644.7	846.6	469.2	727.4	914.0	800.6

Buy Trades [MWh]	07 April	08 April	09 April	10 April	11 April	12 April	13 April
	849.5	570.1	680.7	929.8	541.5	629.4	488.9
	31 March	01 April	02 April	03 April	04 April	05 April	06 April
	578.3	895.3	1,081.5	921.4	761.5	549.2	924.1

Share of forecasted consumption							
Share of forecasted consumption [%]	07 April	08 April	09 April	10 April	11 April	12 April	13 April
	1.16%	1.01%	1.05%	1.06%	0.72%	0.95%	1.52%
	31 March	01 April	02 April	03 April	04 April	05 April	06 April
	1.03%	1.01%	1.26%	0.89%	1.02%	1.07%	1.38%



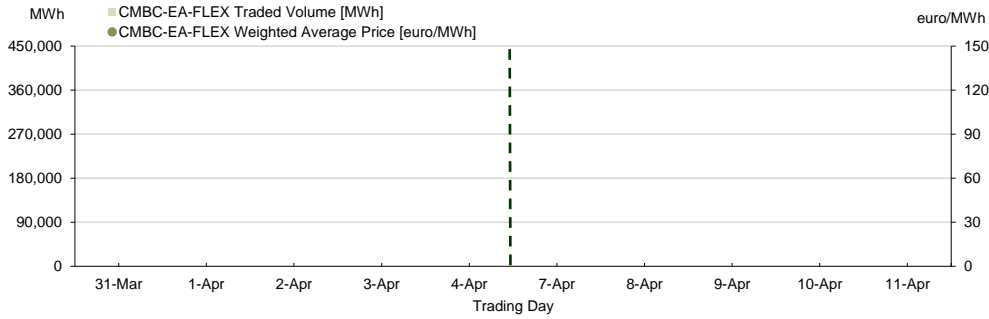
IDM - 15 min - operational from February, 2021 according to Order ANRE no 230/2020

Centralised Market for Electricity Bilateral Contracts Flexible Extended Auctions Mechanism

	April 07	April 08	April 09	April 10	April 11
CMBC-EA-FLEX Weighted Average Price [euro/MWh]	-	-	-	-	-
	March 31	April 01	April 02	April 03	April 04
	-	-	-	-	-
CMBC-EA-FLEX Traded Quantity [MWh]	April 07	April 08	April 09	April 10	April 11
	-	-	-	-	-
	March 31	April 01	April 02	April 03	April 04
	-	-	-	-	-

Note: = Non working day

Results

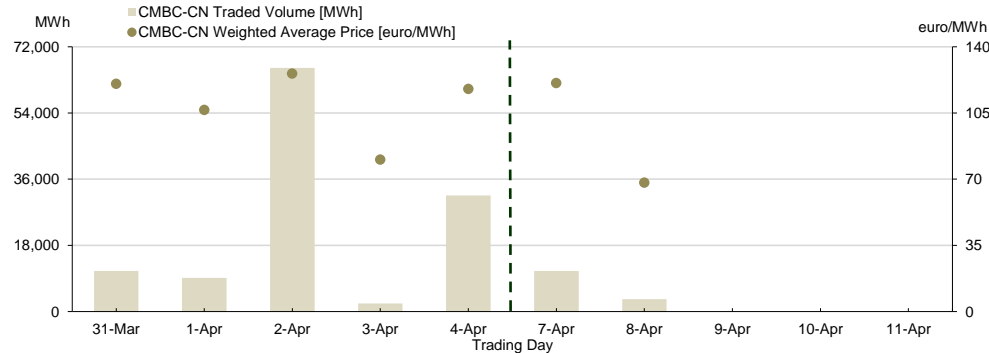


Centralised Market for Electricity Bilateral Contracts Continuous Negotiation Mechanism

	April 07	April 08	April 09	April 10	April 11
CMBC-CN Weighted Average Price [euro/MWh]	120.95	68.21	-	-	-
	March 31	April 01	April 02	April 03	April 04
	120.55	106.63	125.97	80.37	117.74
CMBC-CN Traded Quantity [MWh]	April 07	April 08	April 09	April 10	April 11
	11,045	3,360	-	-	-
	March 31	April 01	April 02	April 03	April 04
	11,040	9,168	66,255	2,232	31,565

Note: = Non working day

Results

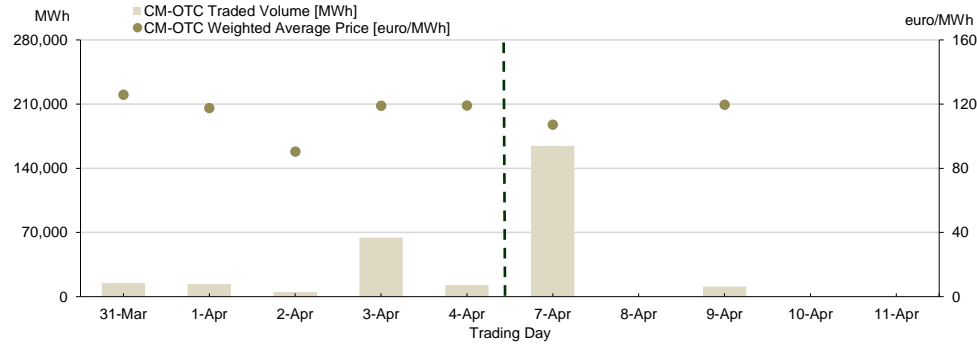


Centralised Market with double continuous negotiation for Electricity Bilateral Contracts

CM-OTC Weighted Average Price [euro/MWh]	April 07	April 08	April 09	April 10	April 11
	107.21	-	119.54	-	-
	March 31	April 01	April 02	April 03	April 04
	125.82	117.59	90.41	118.91	119.19
CM-OTC Traded Quantity [MWh]	April 07	April 08	April 09	April 10	April 11
	164,530	-	10,795	-	-
	March 31	April 01	April 02	April 03	April 04
	14,765	13,680	5,040	64,335	12,725

Note: = Non working day

Results



Electricity market for large consumers

Results LCM

No trades were concluded in the analysed week.

Centralised Market for Universal Service

Results

No trades were concluded on the CMUS trading session from the 7th of April, 2025.

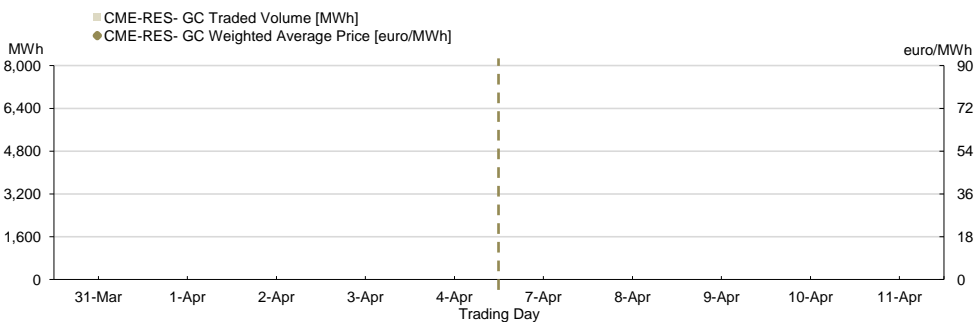
Centralised market for electricity from renewable energy sources supported by green certificates - CME-RES- GC

CME-RES- GC Weighted Average Price [euro/MWh]	07 April	08 April	09 April	10 April	11 April
	-	-	-	-	-
	31 March	01 April	02 April	03 April	04 April
	-	-	-	-	-
CME-RES- GC Traded Quantity [MWh]	07 April	08 April	09 April	10 April	11 April
	-	-	-	-	-
	31 March	01 April	02 April	03 April	04 April
	-	-	-	-	-
CME-RES- GC Number** of Green Certificates Traded	07 April	08 April	09 April	10 April	11 April
	-	-	-	-	-
	31 March	01 April	02 April	03 April	04 April
	-	-	-	-	-

Note: = Non working day

**The information concerning the number of traded GC will be reported to ANRE according to ANRE Order no 195/2019

Results

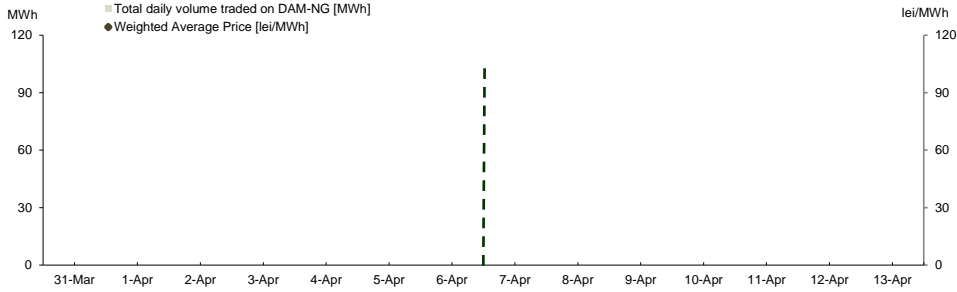


Day Ahead Market for Natural Gas

Prices and Volumes

Weighted Average Price [lei/MWh]	April 07	April 08	April 09	April 10	April 11	April 12	April 13
	-	-	-	-	-	-	-
Total daily volume traded on DAM-NG [MWh]	March 31	April 01	April 02	April 03	April 04	April 05	April 06
	-	-	-	-	-	-	-

Results



Trends

Results	Week 07.04.2025 - 13.04.2025	Trend related to week 31.03.2025 - 06.04.2025
Weighted Average Price [lei/MWh]	-	-
Total volume traded on DAM-NG [MWh]:	-	-

**Centralised Market for Natural Gas
Trading Mechanism PCGN-LN**

Weighted Average Price [lei/MWh]	April 07	April 08	April 09	April 10	April 11
	-	-	-	-	-
PCGN-LN Traded Quantity [MWh]	March 31	April 01	April 02	April 03	April 04
	-	-	-	-	-

Results

