

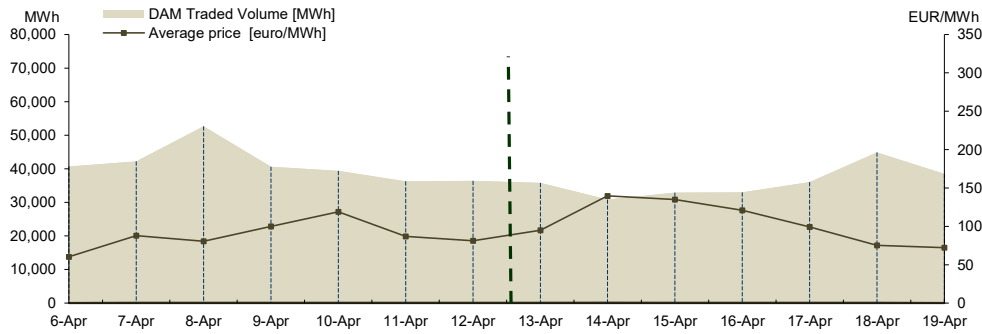
**WEEKLY REPORT**  
**13.04.2026 - 19.04.2026**

**Day Ahead Market**

**Prices and Volumes**

Average price <sup>1</sup> [euro/MWh]	April 13	April 14	April 15	April 16	April 17	April 18	April 19
	94.91	139.77	134.98	121.10	99.29	75.35	72.37
	April 06	April 07	April 08	April 09	April 10	April 11	April 12
	60.35	87.93	80.63	100.03	119.05	86.93	81.13
Total daily volume traded on DAM [MWh]	April 13	April 14	April 15	April 16	April 17	April 18	April 19
	35,777.3	30,848.8	32,902.0	32,995.9	36,064.4	44,862.7	38,460.9
	April 06	April 07	April 08	April 09	April 10	April 11	April 12
	40,679.1	42,225.5	52,658.4	40,605.2	39,416.3	36,258.0	36,377.8
DAM market share of forecasted consumption <sup>2</sup>	April 13	April 14	April 15	April 16	April 17	April 18	April 19
	34.20%	25.87%	26.76%	26.95%	33.55%	36.97%	35.03%
	April 06	April 07	April 08	April 09	April 10	April 11	April 12
	33.23%	33.29%	40.01%	27.59%	34.71%	31.49%	44.38%

Results  
DAM 15 min \*



**Trends**

Results**	Week	Trend related to week
	13.04.2026 - 19.04.2026	06.04.2026 - 12.04.2026
Average price <sup>3</sup> [euro/MWh]	105.40 ↑	19.76%
Total volume traded on DAM [MWh]	251,912.0 ↓	-12.60%
DAM market share of forecasted consumption [%]	31.18% ↓	-9.27%
Selling offers' total volume [MWh]	242,887.3 ↓	-21.32%
Buying offers' total volume [MWh]	228,813.8 ↑	2.69%

<sup>1</sup> The arithmetic mean of the prices corresponding to all intervals from a day.

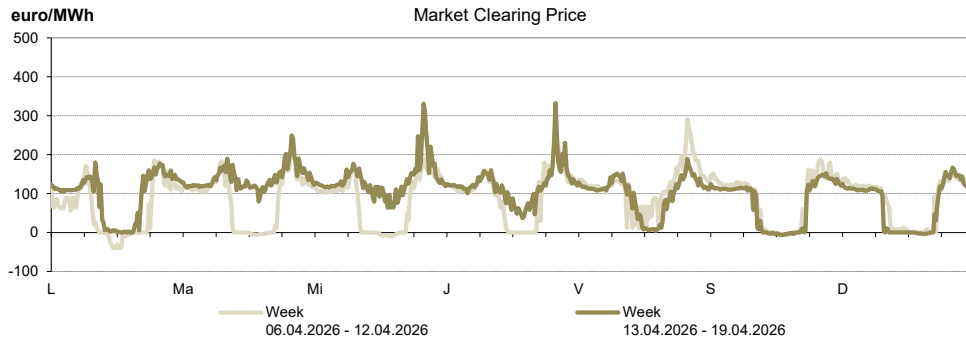
<sup>2</sup> Represents the final approximation of the net consumption, published by TSO in the trading day that proceeds the delivery day.

<sup>3</sup> The arithmetic mean of the prices corresponding to all intervals from the analysed week.

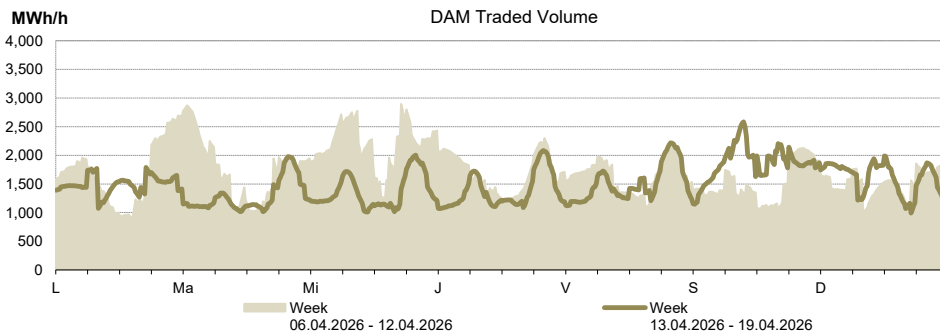
\* Beginning with delivery day November 12, 2014, trading on the DAM is carried out in CET hours.

\*\* Beginning with delivery day October 1, 2025, trading on the DAM is carried out at 15-minute granularity.

Price [euro/MWh]	Week	Trend related to week
	13.04.2026 - 19.04.2026	06.04.2026 - 12.04.2026
ROPEX_DAM_Base	105.40 ↑	19.76%
ROPEX_DAM_Peak	80.58 ↑	66.71%
ROPEX_DAM_Off_peak	130.21 ↑	1.98%
Max 15min price	332.22 ↑	14.18%
Min 15min price	-6.39 ↓	-83.71%



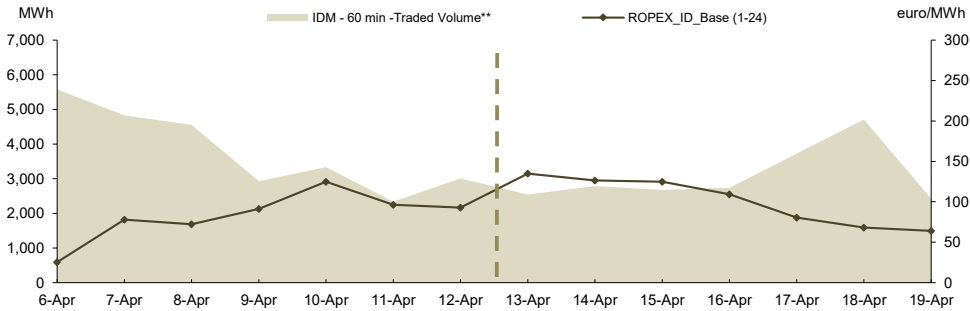
Volume traded on DAM	Week	Trend related to week
	13.04.2026 - 19.04.2026	06.04.2026 - 12.04.2026
Base total volume [MWh]	251,912.0 ↓	-12.60%
Peak total volume [MWh]	125,419.5 ↓	-2.04%
Off-peak total volume [MWh]	126,492.5 ↓	-21.03%
Max 15min volume [MW]	2,584.0 ↓	-10.73%
Min 15min volume [MW]	992.5 ↑	7.53%



**Intraday Market**

**Results  
IDM - 60 min \***

<b>Prices</b>							
ROPEX_ID_Base (1-24) [euro/MWh]	13 April	14 April	15 April	16 April	17 April	18 April	19 April
	134.89	126.36	124.90	109.38	80.41	68.15	64.16
<b>Volume</b>							
Sell Hourly Trades [MWh]	13 April	14 April	15 April	16 April	17 April	18 April	19 April
	672.2	1,871.4	1,738.1	1,842.4	1,632.8	2,552.5	710.2
	06 April	07 April	08 April	09 April	10 April	11 April	12 April
	3,963.7	2,580.6	2,473.2	1,459.4	1,193.3	1,075.0	994.0
Buy Hourly Trades [MWh]	13 April	14 April	15 April	16 April	17 April	18 April	19 April
	1,890.3	980.7	1,054.0	985.4	2,196.0	2,396.7	1,730.8
	06 April	07 April	08 April	09 April	10 April	11 April	12 April
	1,796.5	2,469.4	2,158.8	1,668.7	2,226.9	1,332.7	2,115.7
Sell Block Trades [MWh]	13 April	14 April	15 April	16 April	17 April	18 April	19 April
	-	-	-	-	-	-	-
	06 April	07 April	08 April	09 April	10 April	11 April	12 April
	-	-	-	-	-	-	-
Buy Block Trades [MWh]	13 April	14 April	15 April	16 April	17 April	18 April	19 April
	-	-	-	-	-	-	-
	06 April	07 April	08 April	09 April	10 April	11 April	12 April
	-	-	-	-	-	-	-
<b>Share of forecasted consumption</b>							
Share of forecasted consumption [%]	13 April	14 April	15 April	16 April	17 April	18 April	19 April
	2.43%	2.34%	2.18%	2.23%	3.46%	3.88%	2.21%
	06 April	07 April	08 April	09 April	10 April	11 April	12 April
	4.55%	3.81%	3.46%	1.99%	2.94%	2.03%	3.67%

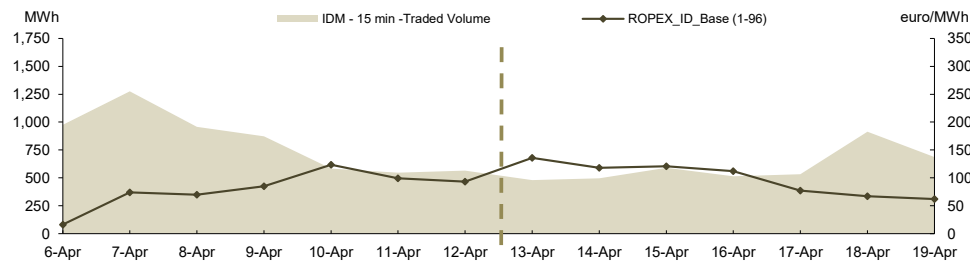


IDM operational from November 12, 2019 according to Order ANRE no 202 / 2019

\*\* traded volume includes both hourly and block trades

**Results  
IDM - 15 min \*\*\***

<b>Prices</b>							
ROPEX_ID_Base (1-96) [euro/MWh]	13 April	14 April	15 April	16 April	17 April	18 April	19 April
	135.88	118.19	120.85	112.16	77.07	66.96	62.24
	06 April	07 April	08 April	09 April	10 April	11 April	12 April
	16.38	73.94	70.07	84.98	123.53	99.06	93.24
<b>Volume</b>							
Sell Trades [MWh]	13 April	14 April	15 April	16 April	17 April	18 April	19 April
	214.4	363.9	493.7	368.3	322.9	438.3	407.3
	06 April	07 April	08 April	09 April	10 April	11 April	12 April
	552.3	733.7	427.2	514.5	271.4	257.6	350.2
Buy Trades [MWh]	13 April	14 April	15 April	16 April	17 April	18 April	19 April
	265.6	135.7	98.4	148.4	220.5	476.3	280.9
	06 April	07 April	08 April	09 April	10 April	11 April	12 April
	430.4	554.9	541.0	363.9	314.7	289.9	217.1
<b>Share of forecasted consumption</b>							
Share of forecasted consumption [%]	13 April	14 April	15 April	16 April	17 April	18 April	19 April
	0.46%	0.42%	0.48%	0.42%	0.50%	0.75%	0.63%
	06 April	07 April	08 April	09 April	10 April	11 April	12 April
	0.80%	1.01%	0.73%	0.59%	0.51%	0.47%	0.69%



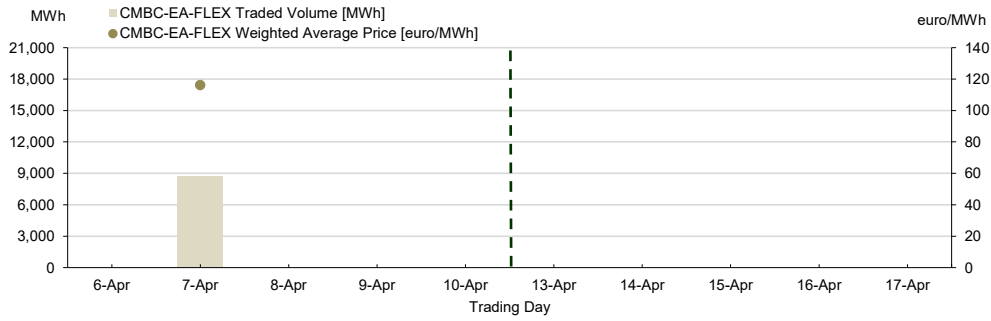
IDM - 15 min - operational from February, 2021 according to Order ANRE no 230/2020

**Centralised Market for Electricity Bilateral Contracts  
Flexible Extended Auctions Mechanism**

CMBC-EA-FLEX Weighted Average Price [euro/MWh]	April 13	April 14	April 15	April 16	April 17
	-	-	-	-	-
	April 06	April 07	April 08	April 09	April 10
	-	116.23	-	-	-
CMBC-EA-FLEX Traded Quantity [MWh]	April 13	April 14	April 15	April 16	April 17
	-	-	-	-	-
	April 06	April 07	April 08	April 09	April 10
	-	8,760	-	-	-

Note:  = Non working day

**Results**

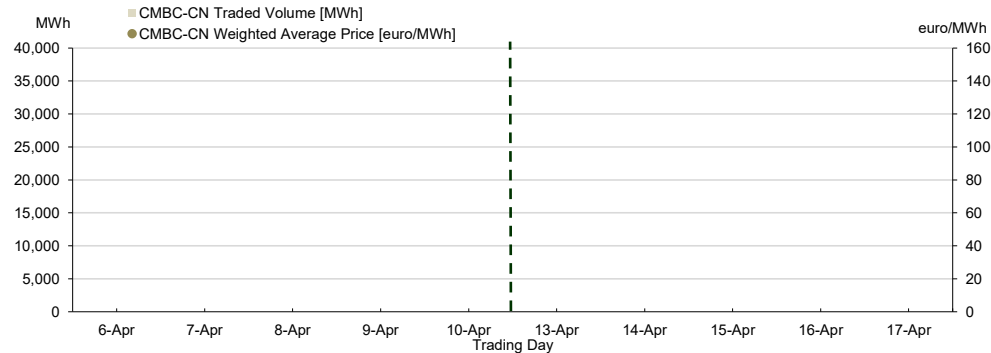


**Centralised Market for Electricity Bilateral Contracts  
Continuous Negotiation Mechanism**

CMBC-CN Weighted Average Price [euro/MWh]	April 13	April 14	April 15	April 16	April 17
	-	-	-	-	-
	April 06	April 07	April 08	April 09	April 10
	-	-	-	-	-
CMBC-CN Traded Quantity [MWh]	April 13	April 14	April 15	April 16	April 17
	-	-	-	-	-
	April 06	April 07	April 08	April 09	April 10
	-	-	-	-	-

Note:  = Non working day

**Results**

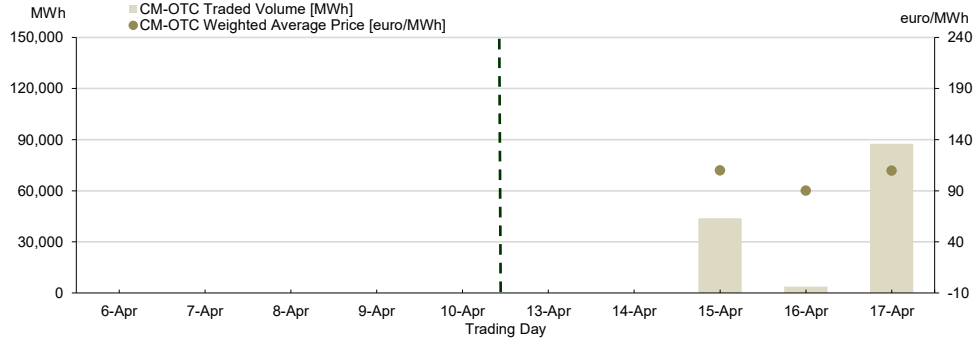


**Centralised Market with double continuous negotiation for Electricity Bilateral Contracts**

CM-OTC Weighted Average Price [euro/MWh]	April 13	April 14	April 15	April 16	April 17
	-	-	109.99	90.34	109.83
CM-OTC Traded Quantity [MWh]	April 06	April 07	April 08	April 09	April 10
	-	-	43,800	3,720	87,600
	April 13	April 14	April 15	April 16	April 17
	-	-	-	-	-
	April 06	April 07	April 08	April 09	April 10
	-	-	-	-	-

Note:  = Non working day

Results



**Electricity market for large consumers**

Results LCM

No trades were concluded in the analysed week.

**Centralised Market for Universal Service**

Results

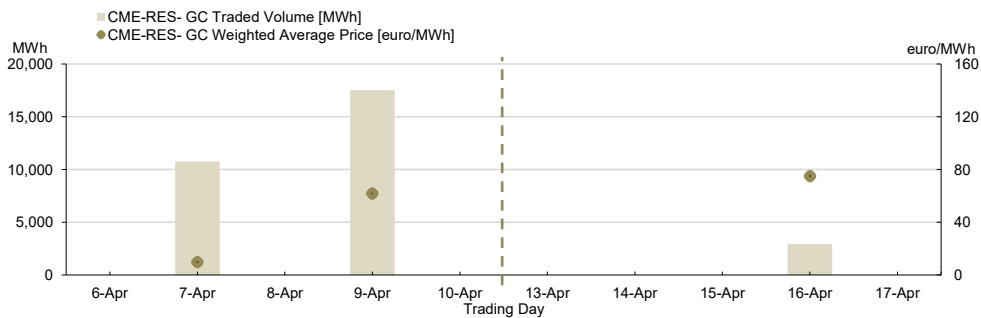
**Centralised market for electricity from renewable energy sources supported by green certificates - CME-RES- GC**

CME-RES- GC Weighted Average Price [euro/MWh]	13 April	14 April	15 April	16 April	17 April
	-	-	-	75.12	-
CME-RES- GC Traded Quantity [MWh]	06 April	07 April	08 April	09 April	10 April
	-	9,83	-	61,84	-
CME-RES- GC Number** of Green Certificates Traded	13 April	14 April	15 April	16 April	17 April
	-	-	-	5,874	-
	06 April	07 April	08 April	09 April	10 April
	-	75,347	-	52,560	-

Note:  = Non working day

\*\*The information concerning the number of traded GC will be reported to ANRE according to ANRE Order no 195/2019

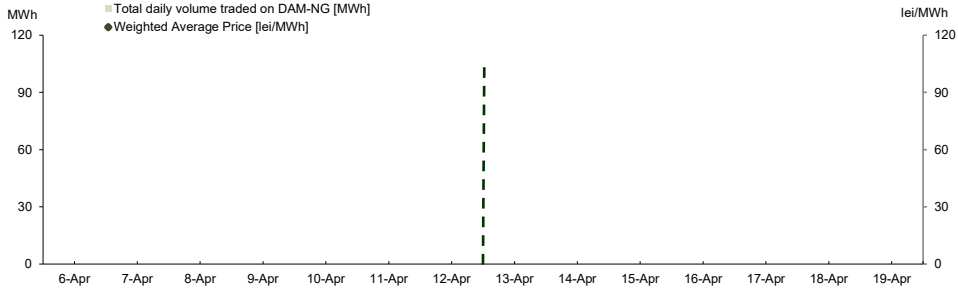
Results



**Day Ahead Market for Natural Gas**

**Prices and Volumes**

Weighted Average Price [lei/MWh]	April 13	April 14	April 15	April 16	April 17	April 18	April 19
	-	-	-	-	-	-	-
Total daily volume traded on DAM-NG [MWh]	April 06	April 07	April 08	April 09	April 10	April 11	April 12
	-	-	-	-	-	-	-



**Trends**

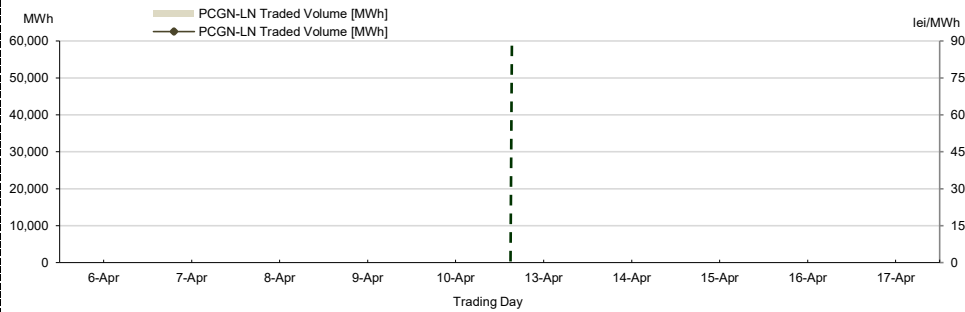
Results	Week 13.04.2026 - 19.04.2026	Trend related to week 06.04.2026 - 12.04.2026
Weighted Average Price [lei/MWh]	-	-
Total volume traded on DAM-NG [MWh]:	-	-

Results

**Centralised Market for Natural Gas  
Trading Mechanism PCGN-LN**

Weighted Average Price [lei/MWh]	April 13	April 14	April 15	April 16	April 17
	-	-	-	-	-
PCGN-LN Traded Quantity [MWh]	April 06	April 07	April 08	April 09	April 10
	-	-	-	-	-

Note: ■ = Non working day



Results